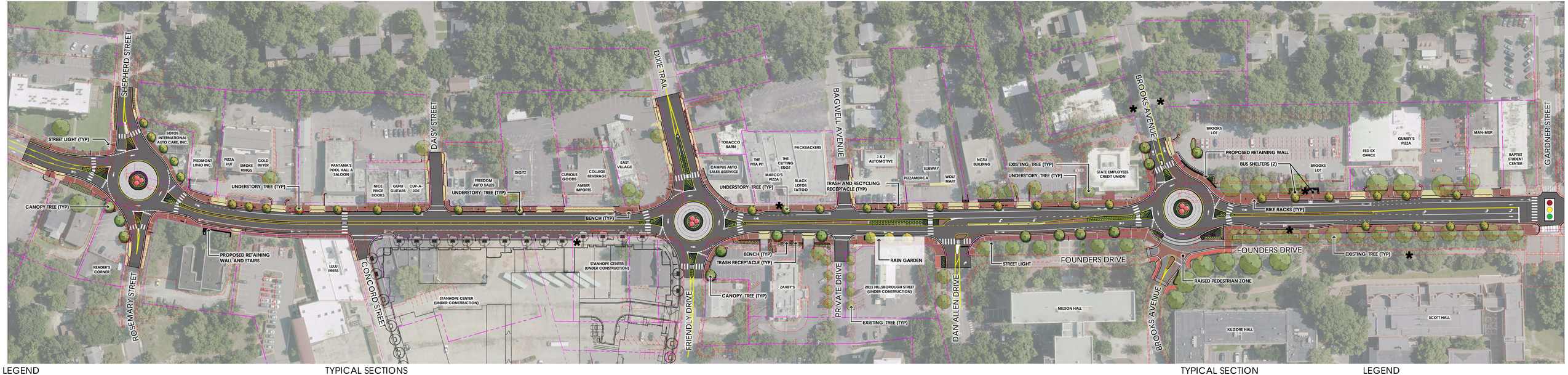

LEGEND

- PROPOSED ROAD
- PROPOSED LANDSCAPING
- PROPOSED CONCRETE SIDEWALK
- PROPOSED BRICK PAVERS
- * PROPOSED/EXISTING BUS STOP
- EXISTING PROPERTY LINES
- EXISTING EDGE OF PAVEMENT/CURB
- EXISTING TRAFFIC SIGNAL TO REMAIN

TYPICAL SECTIONS

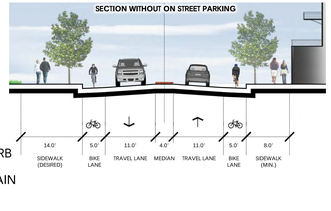

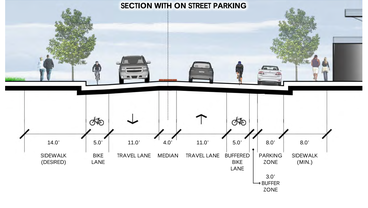

CORRIDOR PUBLIC MEETING - HILLSBOROUGH STREET REVITALIZATION, PHASE 2

ROSEMARY STREET/SHEPHERD STREET TO GARDNER STREET

SEPTEMBER 25, 2014

Kimley»Horn

PRELIMINARY PLANS
DO NOT USE FOR CONSTRUCTION

N

0 30 60 90

TYPICAL SECTION

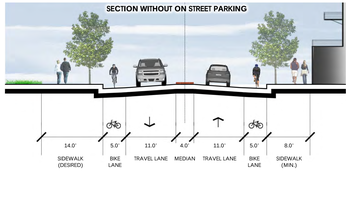

LEGEND

- PROPOSED ROAD
- PROPOSED LANDSCAPING
- PROPOSED CONCRETE SIDEWALK
- PROPOSED BRICK PAVERS
- * PROPOSED/EXISTING BUS STOP
- EXISTING PROPERTY LINES
- EXISTING EDGE OF PAVEMENT/CURB
- EXISTING TRAFFIC SIGNAL TO REMAIN

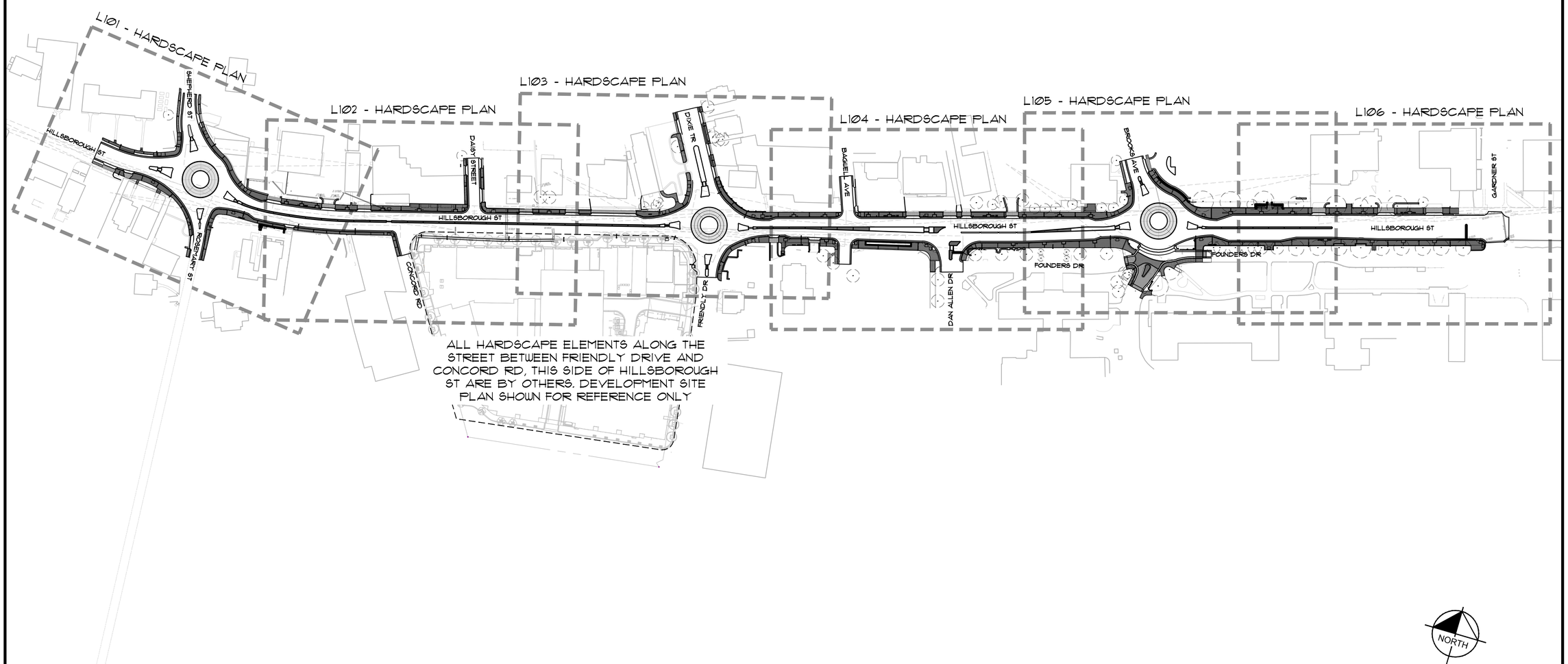

08/15/2014

REV. No.:	REVISION:	DATE:	DRAWN BY:	CHECKED BY:

This document, together with the concepts and designs presented herein, as an instrument of service, is intended only for the specific purpose and client for which it was prepared. Reuse of and improper reliance on this document without written authorization and adoption by Kimley-Horn and Associates, Inc. shall be without liability to Kimley-Horn and Associates, Inc.
Copyright Kimley-Horn and Associates, Inc., 2014

PREPARED IN THE OFFICE OF:

Kimley»Horn
NC LICENSE #F-0102
P.O. BOX 33068
RALEIGH, NORTH CAROLINA 27636
PHONE: (919) 677-2000

© 2014

OVERALL HARDSCAPE KEY PLAN

NORTH CAROLINA REGISTERED LANDSCAPE ARCHITECT BRANDON PHILLIP WHITE
PRELIMINARY PLANS
DO NOT USE FOR CONSTRUCTION

50 0 100

PROJECT:

HILLSBOROUGH STREET
PHASE 2

JOB NUMBER: 011063064

SHEET NUMBER: L-100

LEGEND FOR PROPOSED IMPROVEMENTS	
	PROPOSED 2'-6" CURB AND GUTTER
	PROPOSED WALL
	PROPOSED CONCRETE ISLAND
	PROPOSED BRICK PAVER BANDING TYPE 'A' (HILLSBOROUGH STREET BRICK
	PROPOSED RUNNING BOND PAVER PATTERN TYPE 'B' (HILLSBOROUGH STREET BRICK
	PROPOSED HERRINGBONE PAVER PATTERN TYPE 'C' (HILLSBOROUGH STREET BRICK
	PROPOSED DETECTABLE WARNING STRIP
	PROPOSED CITY GRID CONCRETE PATTERN
	PROPOSED CONCRETE SIDEWALK
	PROPOSED NCSU BRICK
	STAMPED CONCRETE

HARDSCAPE ELEMENTS	
	PROPOSED BENCH
	PROPOSED BIKE RACK
	PROPOSED TRASH RECEPTACLE
	PROPOSED TRASH COMPACTOR
	PROPOSED TREE GRATE
	PROPOSED PEDESTRIAN LIGHT
	PROPOSED STREET LIGHT
LSA	LANDSCAPE AREA

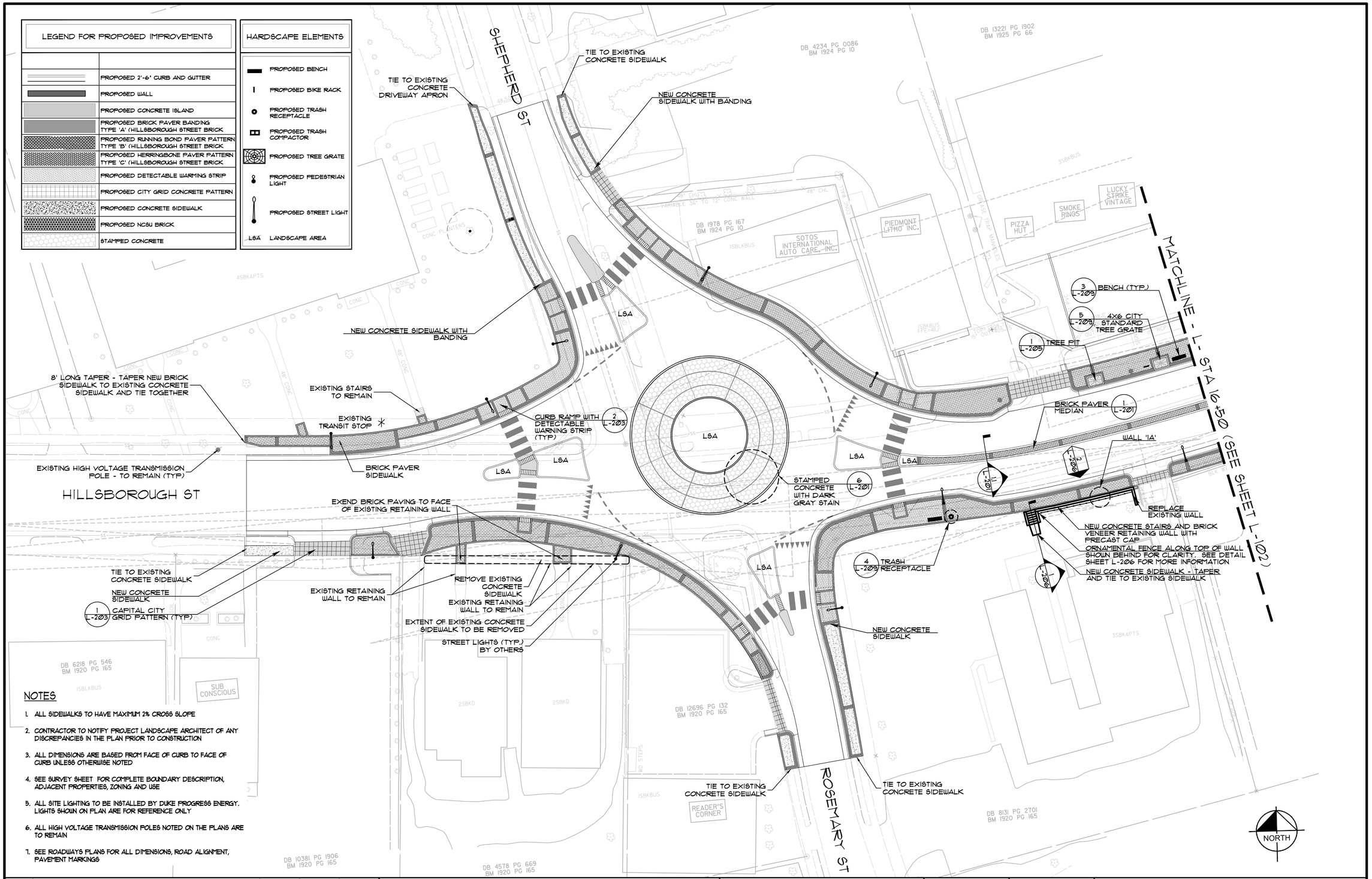

NOTES

1. ALL SIDEWALKS TO HAVE MAXIMUM 2% CROSS SLOPE
2. CONTRACTOR TO NOTIFY PROJECT LANDSCAPE ARCHITECT OF ANY DISCREPANCIES IN THE PLAN PRIOR TO CONSTRUCTION
3. ALL DIMENSIONS ARE BASED FROM FACE OF CURB TO FACE OF CURB UNLESS OTHERWISE NOTED
4. SEE SURVEY SHEET FOR COMPLETE BOUNDARY DESCRIPTION, ADJACENT PROPERTIES, ZONING AND USE
5. ALL SITE LIGHTING TO BE INSTALLED BY DUKE PROGRESS ENERGY. LIGHTS SHOWN ON PLAN ARE FOR REFERENCE ONLY
6. ALL HIGH VOLTAGE TRANSMISSION POLES NOTED ON THE PLANS ARE TO REMAIN
7. SEE ROADWAYS PLANS FOR ALL DIMENSIONS, ROAD ALIGNMENT, PAVEMENT MARKINGS

08/15/2014

REV. No.:	REVISION:	DATE:	DRAWN BY:	CHECKED BY:

This document, together with the concepts and designs presented herein, as an instrument of service, is intended only for the specific purpose and client for which it was prepared. Reuse of and improper reliance on this document without written authorization and adoption by Kimley-Horn and Associates, Inc. shall be without liability to Kimley-Horn and Associates, Inc.
Copyright Kimley-Horn and Associates, Inc., 2014

PREPARED IN THE OFFICE OF:

Kimley»Horn
NC LICENSE #F-0102
P.O. BOX 33068
RALEIGH, NORTH CAROLINA 27636
PHONE: (919) 677-2000

© 2014

HARDSCAPE PLAN
(ROSEMARY ST.-SHEPARD ST.)

NORTH CAROLINA REGISTERED LANDSCAPE ARCHITECT BRANDON PHILLIP WALTER
PRELIMINARY PLANS
NOT FOR CONSTRUCTION

1.0 0 2.0

PROJECT:
HILLSBOROUGH STREET PHASE 2

JOB NUMBER: 011063064
SHEET NUMBER: L-101

LEGEND FOR PROPOSED IMPROVEMENTS	
	PROPOSED 2'-6" CURB AND GUTTER
	PROPOSED WALL
	PROPOSED CONCRETE ISLAND
	PROPOSED BRICK PAVER BANDING
	PROPOSED RUNNING BOND PAVER PATTERN
	PROPOSED HERRINGBONE PAVER PATTERN
	PROPOSED TRUNCATED DOMES
	PROPOSED CITY GRID CONCRETE PATTERN
	PROPOSED CONCRETE SIDEWALK
	PROPOSED NCSU BRICK
	STAMPED CONCRETE

HARDSCAPE ELEMENTS	
	PROPOSED BENCH
	PROPOSED BIKE RACK
	PROPOSED TRASH RECEPTACLE
	PROPOSED TRASH COMPACTOR
	PROPOSED TREE GRATE
	PROPOSED PEDESTRIAN LIGHT
	PROPOSED STREET LIGHT
L&A	LANDSCAPE AREA

NOTES

1. ALL SIDEWALKS TO HAVE MAXIMUM 2% CROSS SLOPE
2. CONTRACTOR TO NOTIFY PROJECT LANDSCAPE ARCHITECT OF ANY DISCREPANCIES IN THE PLAN PRIOR TO CONSTRUCTION
3. ALL DIMENSIONS ARE BASED FROM FACE OF CURB TO FACE OF CURB UNLESS OTHERWISE NOTED
4. SEE SURVEY SHEET FOR COMPLETE BOUNDARY DESCRIPTION, ADJACENT PROPERTIES, ZONING AND USE
5. ALL SITE LIGHTING TO BE INSTALLED BY DUKE PROGRESS ENERGY. LIGHTS SHOWN ON PLAN ARE FOR REFERENCE ONLY
6. ALL HIGH VOLTAGE TRANSMISSION POLES NOTED ON THE PLANS ARE TO REMAIN
7. SEE ROADWAYS PLANS FOR ALL DIMENSIONS, ROAD ALIGNMENT, PAVEMENT MARKINGS

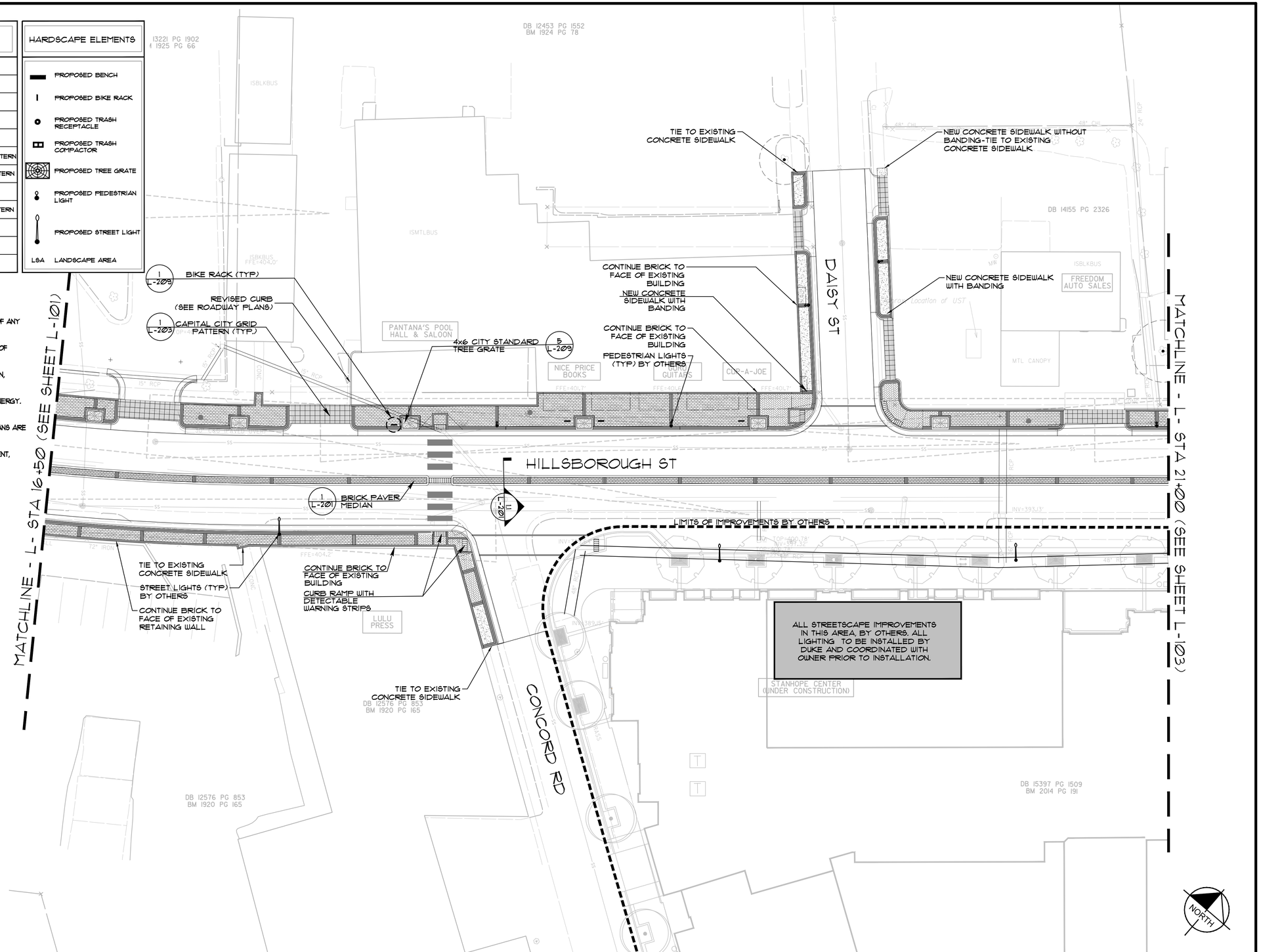

08/15/2014

REV. No.:	REVISION:	DATE:	DRAWN BY:	CHECKED BY:

This document, together with the concepts and designs presented herein, as an instrument of service, is intended only for the specific purpose and client for which it was prepared. Reuse of and improper reliance on this document without written authorization and adoption by Kimley-Horn and Associates, Inc. shall be without liability to Kimley-Horn and Associates, Inc.
Copyright Kimley-Horn and Associates, Inc., 2014

PREPARED IN THE OFFICE OF:

Kimley»Horn

NC LICENSE #F-0102
P.O. BOX 33068
RALEIGH, NORTH CAROLINA 27636
PHONE: (919) 677-2000

© 2014

HARDSCAPE PLAN
(CONCORD-DAISY)

NORTH CAROLINA REGISTERED LANDSCAPE ARCHITECT 1237 BRANDON PHILLIP WHITE
PRELIMINARY PLANS
DO NOT USE FOR CONSTRUCTION

10 0 20

PROJECT:
HILLSBOROUGH STREET
PHASE 2

JOB NUMBER: 011063064

SHEET NUMBER: L-102

LEGEND FOR PROPOSED IMPROVEMENTS	
	PROPOSED 2'-6" CURB AND GUTTER
	PROPOSED WALL
	PROPOSED CONCRETE ISLAND
	PROPOSED BRICK PAVER BANDING TYPE 'A' (HILLSBOROUGH STREET BRICK
	PROPOSED RUNNING BOND PAVER PATTERN TYPE 'B' (HILLSBOROUGH STREET BRICK
	PROPOSED HERRINGBONE PAVER PATTERN TYPE 'C' (HILLSBOROUGH STREET BRICK
	PROPOSED DETECTABLE WARNING STRIP
	PROPOSED CITY GRID CONCRETE PATTERN
	PROPOSED CONCRETE SIDEWALK
	PROPOSED NCSU BRICK
	STAMPED CONCRETE

HARDSCAPE ELEMENTS	
	PROPOSED BENCH
	PROPOSED BIKE RACK
	PROPOSED TRASH RECEPTACLE
	PROPOSED TRASH COMPACTOR
	PROPOSED TREE GRATE
	PROPOSED PEDESTRIAN LIGHT
	PROPOSED STREET LIGHT
LSA	LANDSCAPE AREA

NOTES

1. ALL SIDEWALKS TO HAVE MAXIMUM 2% CROSS SLOPE
2. CONTRACTOR TO NOTIFY PROJECT LANDSCAPE ARCHITECT OF ANY DISCREPANCIES IN THE PLAN PRIOR TO CONSTRUCTION
3. ALL DIMENSIONS ARE BASED FROM FACE OF CURB TO FACE OF CURB UNLESS OTHERWISE NOTED
4. SEE SURVEY SHEET FOR COMPLETE BOUNDARY DESCRIPTION, ADJACENT PROPERTIES, ZONING AND USE
5. ALL SITE LIGHTING TO BE INSTALLED BY DUKE PROGRESS ENERGY. LIGHTS SHOWN ON PLAN ARE FOR REFERENCE ONLY
6. ALL HIGH VOLTAGE TRANSMISSION POLES NOTED ON THE PLANS ARE TO REMAIN
7. SEE ROADWAYS PLANS FOR ALL DIMENSIONS, ROAD ALIGNMENT, PAVEMENT MARKINGS

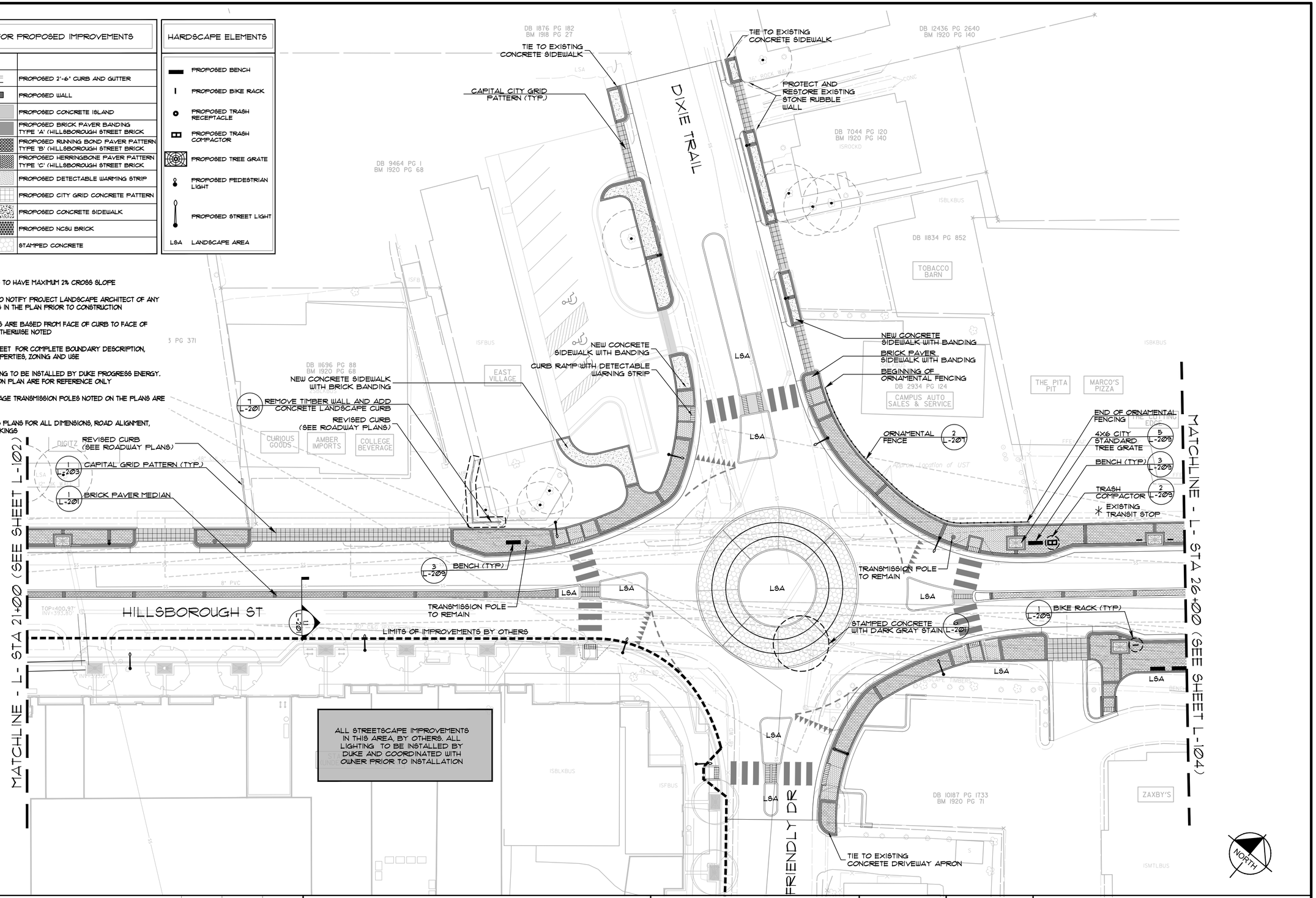

08/15/2014

REV. No.:	REVISION:	DATE:	DRAWN BY:	CHECKED BY:

This document, together with the concepts and designs presented herein, as an instrument of service, is intended only for the specific purpose and client for which it was prepared. Reuse of and improper reliance on this document without written authorization and adoption by Kimley-Horn and Associates, Inc. shall be without liability to Kimley-Horn and Associates, Inc.
Copyright Kimley-Horn and Associates, Inc., 2014

PREPARED IN THE OFFICE OF:
Kimley»Horn
NC LICENSE #F-0102
P.O. BOX 33068
RALEIGH, NORTH CAROLINA 27636
PHONE: (919) 677-2000
©2014

HARDSCAPE PLAN
(DIXIE-FRIENDLY)

NORTH CAROLINA REGISTERED LANDSCAPE ARCHITECT BRANDON PHILLIP WINTER
PRELIMINARY PLANS
DO NOT USE FOR CONSTRUCTION

1.0 0 2.0

PROJECT:
HILLSBOROUGH STREET PHASE 2

JOB NUMBER:	SHEET NUMBER:
011063064	L-103

LEGEND FOR PROPOSED IMPROVEMENTS	
	PROPOSED 2'-6" CURB AND GUTTER
	PROPOSED WALL
	PROPOSED CONCRETE ISLAND
	PROPOSED BRICK PAVER BANDING TYPE 'A' (HILLSBOROUGH STREET BRICK
	PROPOSED RUNNING BOND PAVER PATTERN TYPE 'B' (HILLSBOROUGH STREET BRICK
	PROPOSED HERRINGBONE PAVER PATTERN TYPE 'C' (HILLSBOROUGH STREET BRICK
	PROPOSED DETECTABLE WARNING STRIP
	PROPOSED CITY GRID CONCRETE PATTERN
	PROPOSED CONCRETE SIDEWALK
	PROPOSED NCSU BRICK
	STAMPED CONCRETE

HARDSCAPE ELEMENTS	
	PROPOSED BENCH
	PROPOSED BIKE RACK
	PROPOSED TRASH RECEPTACLE
	PROPOSED TRASH COMPACTOR
	PROPOSED TREE GRATE
	PROPOSED PEDESTRIAN LIGHT
	PROPOSED STREET LIGHT
LSA	LANDSCAPE AREA

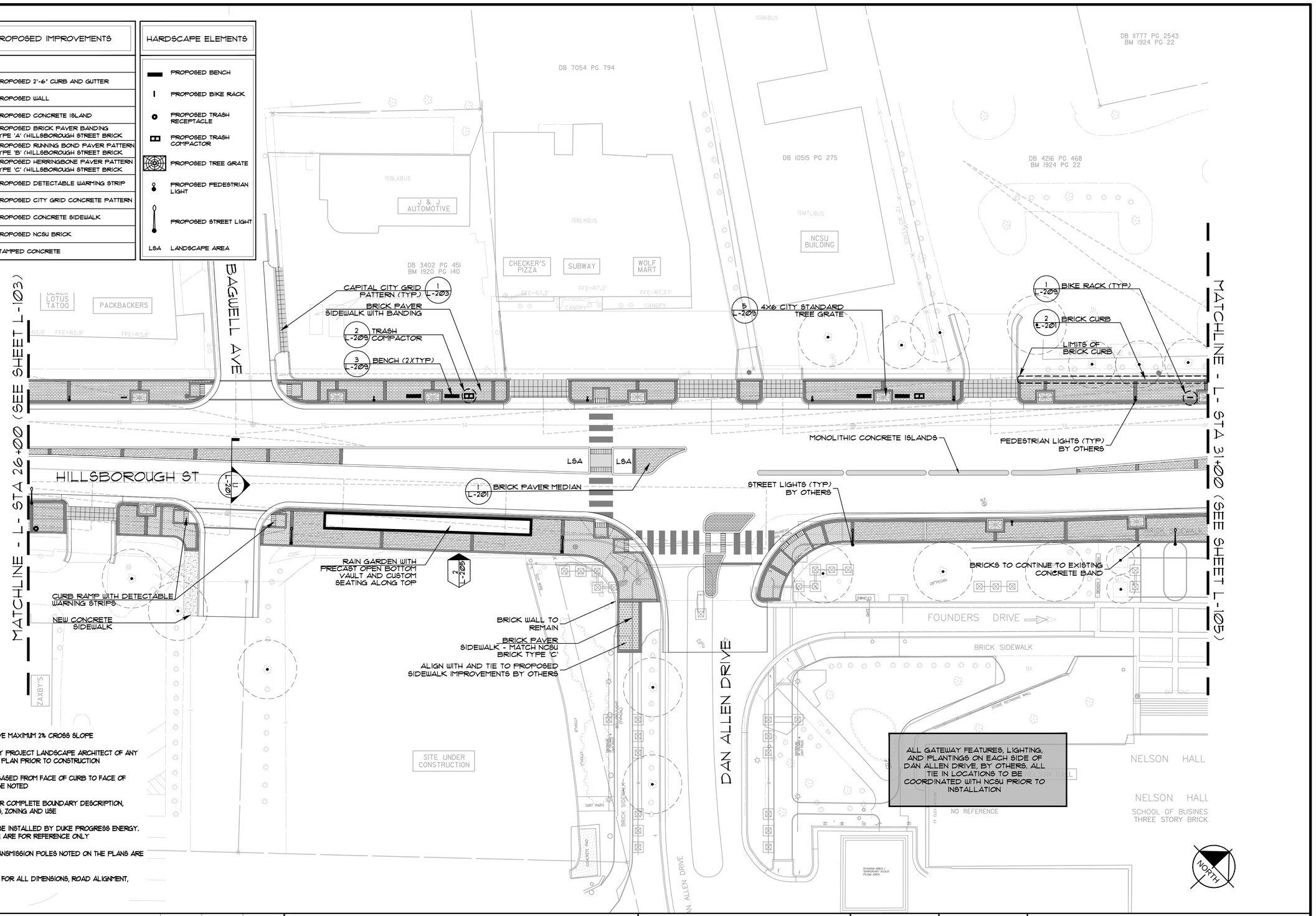

NOTES

1. ALL SIDEWALKS TO HAVE MAXIMUM 2% CROSS SLOPE
2. CONTRACTOR TO NOTIFY PROJECT LANDSCAPE ARCHITECT OF ANY DISCREPANCIES IN THE PLAN PRIOR TO CONSTRUCTION
3. ALL DIMENSIONS ARE BASED FROM FACE OF CURB TO FACE OF CURB UNLESS OTHERWISE NOTED
4. SEE SURVEY SHEET FOR COMPLETE BOUNDARY DESCRIPTION, ADJACENT PROPERTIES, ZONING AND USE
5. ALL SITE LIGHTING TO BE INSTALLED BY DUKE PROGRESS ENERGY. LIGHTS SHOWN ON PLAN ARE FOR REFERENCE ONLY
6. ALL HIGH VOLTAGE TRANSMISSION POLES NOTED ON THE PLANS ARE TO REMAIN
7. SEE ROADWAYS PLANS FOR ALL DIMENSIONS, ROAD ALIGNMENT, PAVEMENT MARKINGS

08/15/2014

REV. No.:	REVISION:	DATE:	DRAWN BY:	CHECKED BY:

This document, together with the concepts and designs presented herein, as an instrument of service, is intended only for the specific purpose and client for which it was prepared. Reuse of and improper reliance on this document without written authorization and adoption by Kimley-Horn and Associates, Inc. shall be without liability to Kimley-Horn and Associates, Inc.
Copyright Kimley-Horn and Associates, Inc., 2014

PREPARED IN THE OFFICE OF:

Kimley»Horn
NC LICENSE #F-0102
P.O. BOX 33068
RALEIGH, NORTH CAROLINA 27636
PHONE: (919) 677-2000

© 2014

HARDSCAPE PLAN
(FRIENDLY-DAN ALLEN)

NORTH CAROLINA LANDSCAPE ARCHITECT BRANDON PHILLIP WHITE
PRELIMINARY PLANS
NOT FOR CONSTRUCTION

10 0 20

PROJECT:
HILLSBOROUGH STREET
PHASE 2

JOB NUMBER: 011063064
SHEET NUMBER: L-104

LEGEND FOR PROPOSED IMPROVEMENTS	
	PROPOSED 2'-6" CURB AND GUTTER
	PROPOSED WALL
	PROPOSED CONCRETE ISLAND
	PROPOSED BRICK PAVER BANDING TYPE 'A' (HILLSBOROUGH STREET BRICK
	PROPOSED RUNNING BOND PAVER PATTERN TYPE 'B' (HILLSBOROUGH STREET BRICK
	PROPOSED HERRINGBONE PAVER PATTERN TYPE 'C' (HILLSBOROUGH STREET BRICK
	PROPOSED DETECTABLE WARNING STRIP
	PROPOSED CITY GRID CONCRETE PATTERN
	PROPOSED CONCRETE SIDEWALK
	PROPOSED NCSU BRICK
	STAMPED CONCRETE

HARDSCAPE ELEMENTS	
	PROPOSED BENCH
	PROPOSED BIKE RACK
	PROPOSED TRASH RECEPTACLE
	PROPOSED TRASH COMPACTOR
	PROPOSED TREE GRATE
	PROPOSED PEDESTRIAN LIGHT
	PROPOSED STREET LIGHT
LSA	LANDSCAPE AREA

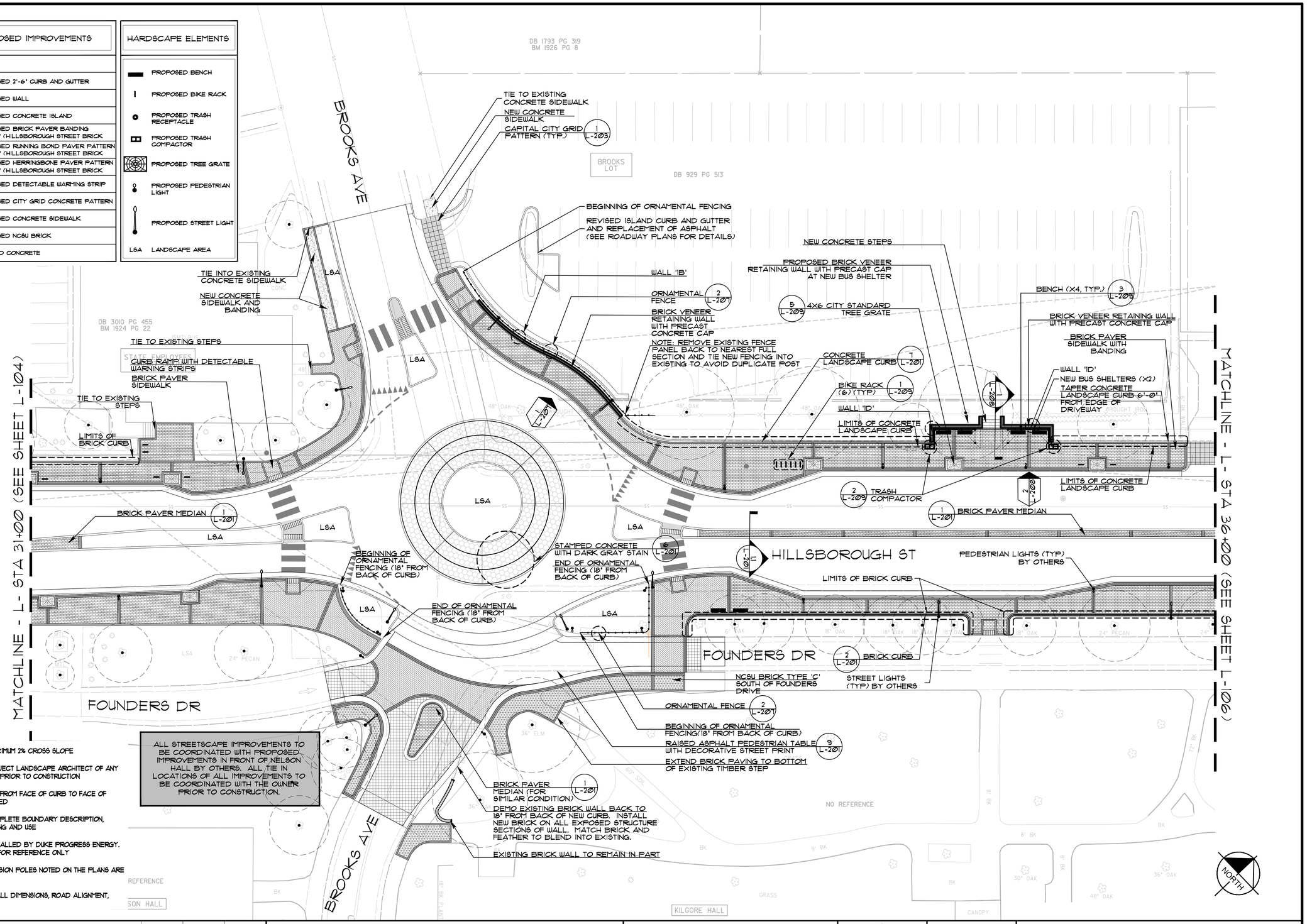

NOTES

1. ALL SIDEWALKS TO HAVE MAXIMUM 2% CROSS SLOPE
2. CONTRACTOR TO NOTIFY PROJECT LANDSCAPE ARCHITECT OF ANY DISCREPANCIES IN THE PLAN PRIOR TO CONSTRUCTION
3. ALL DIMENSIONS ARE BASED FROM FACE OF CURB TO FACE OF CURB UNLESS OTHERWISE NOTED
4. SEE SURVEY SHEET FOR COMPLETE BOUNDARY DESCRIPTION, ADJACENT PROPERTIES, ZONING AND USE
5. ALL SITE LIGHTING TO BE INSTALLED BY DUKE PROGRESS ENERGY. LIGHTS SHOWN ON PLAN ARE FOR REFERENCE ONLY
6. ALL HIGH VOLTAGE TRANSMISSION POLES NOTED ON THE PLANS ARE TO REMAIN
7. SEE ROADWAYS PLANS FOR ALL DIMENSIONS, ROAD ALIGNMENT, PAVEMENT MARKINGS

ALL STREETSCAPE IMPROVEMENTS TO BE COORDINATED WITH PROPOSED IMPROVEMENTS IN FRONT OF NELSON HALL BY OTHERS. ALL TIE IN LOCATIONS OF ALL IMPROVEMENTS TO BE COORDINATED WITH THE OWNER PRIOR TO CONSTRUCTION.

08/15/2014

REV. No.:	REVISION:	DATE:	DRAWN BY:	CHECKED BY:

This document, together with the concepts and designs presented herein, as an instrument of service, is intended only for the specific purpose and client for which it was prepared. Reuse of and improper reliance on this document without written authorization and adoption by Kimley-Horn and Associates, Inc. shall be without liability to Kimley-Horn and Associates, Inc.
Copyright Kimley-Horn and Associates, Inc., 2014

PREPARED IN THE OFFICE OF:

Kimley»Horn
NC LICENSE #F-0102
P.O. BOX 33068
RALEIGH, NORTH CAROLINA 27636
PHONE: (919) 677-2000

© 2014

HARDSCAPE PLAN
(FOUNDERS-BROOKS)

NORTH CAROLINA REGISTERED LANDSCAPE ARCHITECT BRANDON PHILLIP WINFREY
PRELIMINARY PLANS
DO NOT USE FOR CONSTRUCTION

1.0 0 2.0

PROJECT:
HILLSBOROUGH STREET PHASE 2

JOB NUMBER: 011063064
SHEET NUMBER: L-105

CONCRETE FLATWORK SURFACE FINISH NOTE:
MANUFACTURER: W.R. GRACE & CO.
PRODUCT: GRACE TOP-CAST TOP-SURFACE RETARDER
GRADE: SAND BLAST / Ø5 POWDER BLUE VIOLET

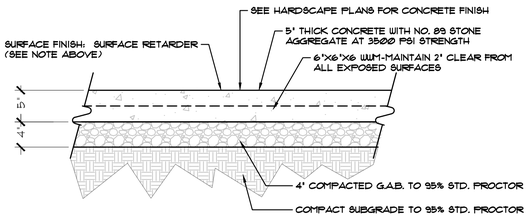

1 / L-202 CONCRETE FLATWORK
SECTION
SCALE: 1"=1'-0"

CONCRETE FLATWORK NOTE:
SEE DETAIL 1, L-202 FOR SIMILAR CONSTRUCTION

CONTROL JOINT NOTE:
SEE HARDSCAPE PLANS FOR LOCATIONS AND PATTERN

EXPANSION JOINT MATERIAL NOTE:
MANUFACTURER: W.R. MEADOWS
PRODUCT: CERAMAR

EXPANSION JOINT SEALANT NOTE:
MANUFACTURER: SIKA
PRODUCT: SIKAFLEX-1C SL
COLOR: "LIMESTONE" (STANDARD)

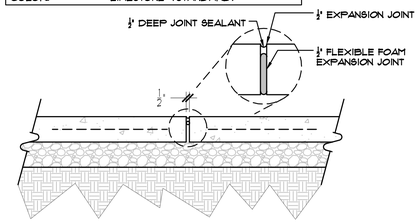

2 / L-202 CONC. EXPANSION JOINTS (TYPE 'A')
SECTION
SCALE: 1"=1'-0"

CONCRETE FLATWORK NOTE:
SEE DETAIL 1, L-202 FOR SIMILAR CONSTRUCTION

CONTROL JOINT NOTE:
SEE HARDSCAPE PLANS FOR LOCATIONS AND PATTERN

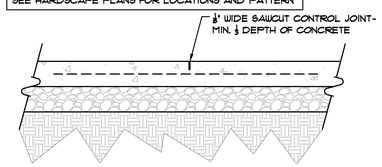

3 / L-202 CONC. CONTROL JOINTS
SECTION
SCALE: 1"=1'-0"

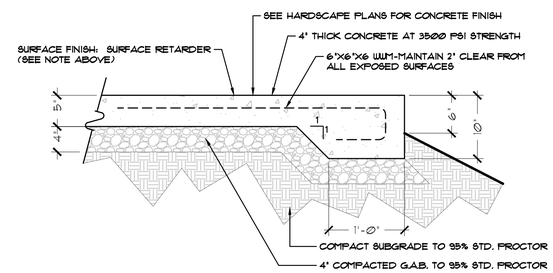

4 / L-202 CONC. FLATWORK-THICKENED SLAB
SECTION
SCALE: 1"=1'-0"

08/15/2014

REV. No.:	REVISION:	DATE:	DRAWN BY:	CHECKED BY:

This document, together with the concepts and designs presented herein, as an instrument of service, is intended only for the specific purpose and client for which it was prepared. Reuse of and improper reliance on this document without written authorization and adoption by Kimley-Horn and Associates, Inc. shall be without liability to Kimley-Horn and Associates, Inc.
Copyright Kimley-Horn and Associates, Inc., 2014

PREPARED IN THE OFFICE OF:
Kimley»Horn
NC LICENSE #F-0102
P.O. BOX 33068
RALEIGH, NORTH CAROLINA 27636
PHONE: (919) 677-2000
© 2014

HARDSCAPE DETAILS

NORTH CAROLINA REGISTERED LANDSCAPE ARCHITECT
PRELIMINARY PLANS
DO NOT USE FOR CONSTRUCTION
BRANDON PHILLIP WHITE
1-23-15

PROJECT:
HILLSBOROUGH STREET
PHASE 2

JOB NUMBER: 011063064
SHEET NUMBER: L-202

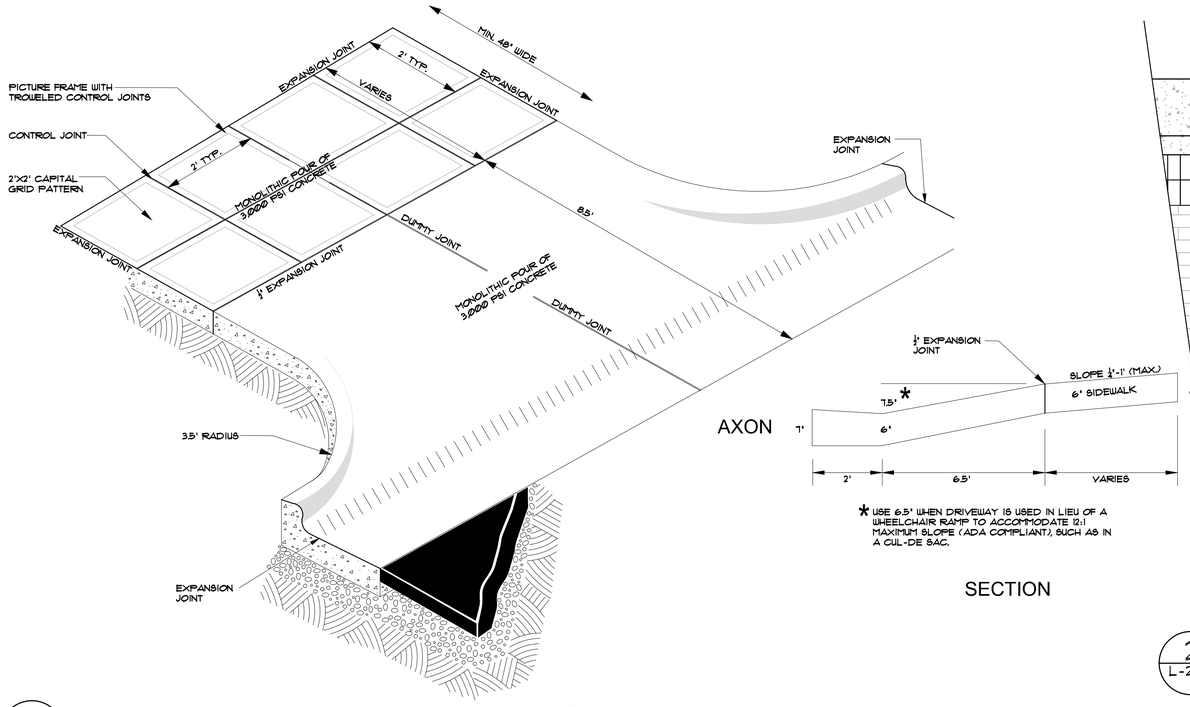

AXON

* USE 6.5' WHEN DRIVEWAY IS USED IN LIEU OF A WHEELCHAIR RAMP TO ACCOMMODATE 12:1 MAXIMUM SLOPE (ADA COMPLIANT), SUCH AS IN A CUL-DE SAC.

SECTION

1
L-203

2'x2' CAPITAL CITY GRID PATTERN

AXON AND SECTION

SCALE: NOT TO SCALE

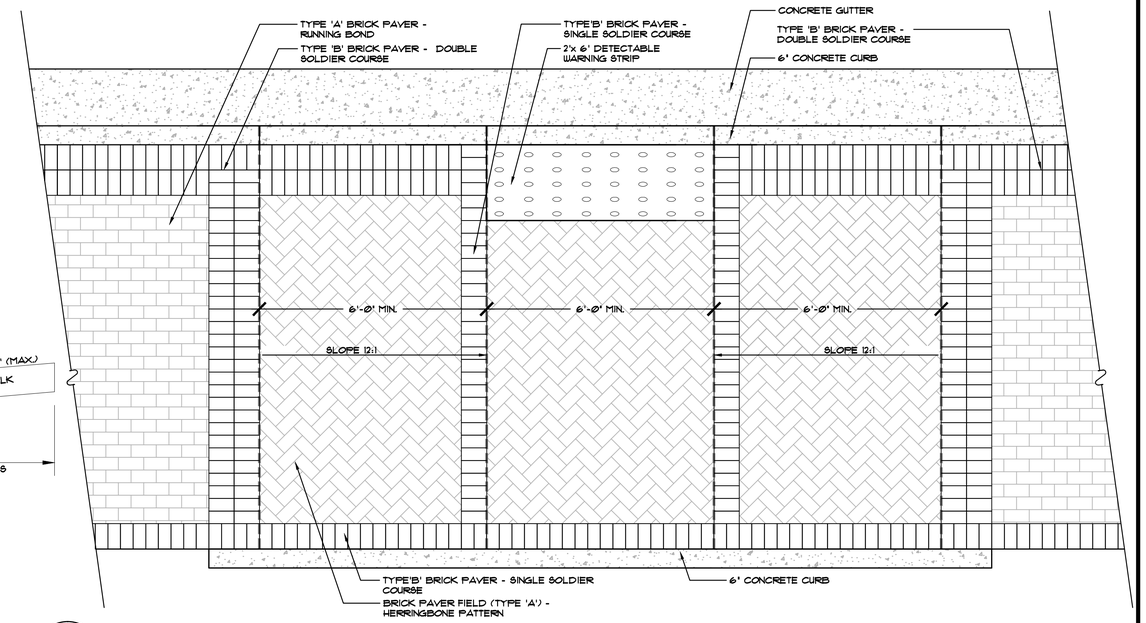

2
L-203

CURB RAMP WITH DETECTABLE WARNING STRIP

PLAN

SCALE: 1/2"=1'-0"

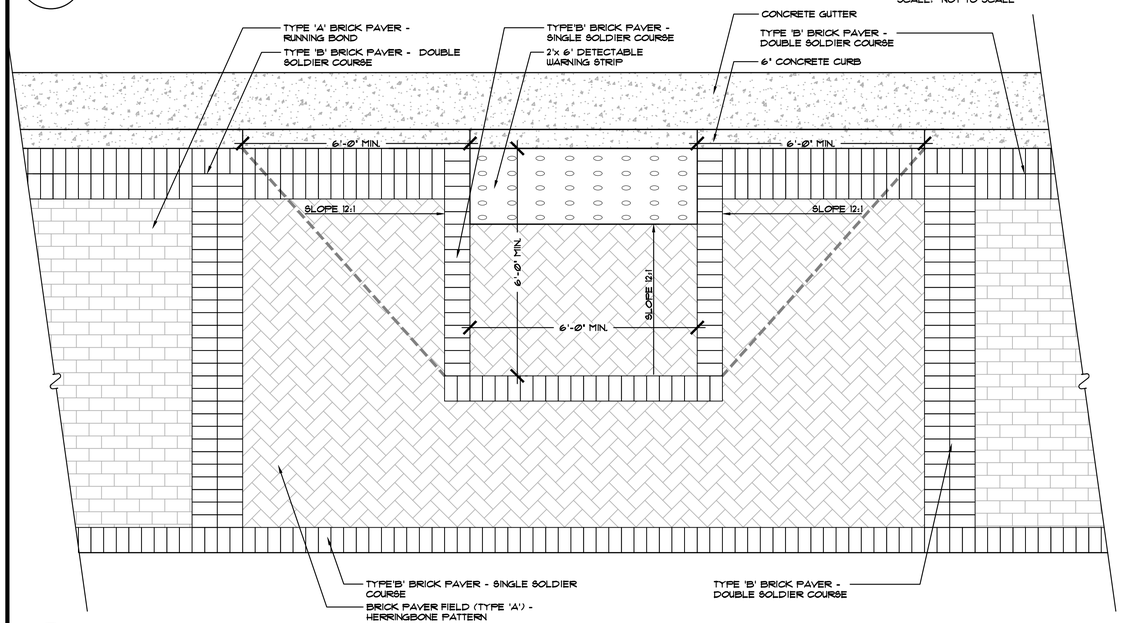

3
L-203

FLARED CURB RAMP WITH DETECTABLE WARNING STRIP

PLAN

SCALE: 1/2"=1'-0"

08/15/2014

REV. No.:	REVISION:	DATE:	DRAWN BY:	CHECKED BY:

This document, together with the concepts and designs presented herein, as an instrument of service, is intended only for the specific purpose and client for which it was prepared. Reuse of and improper reliance on this document without written authorization and adoption by Kimley-Horn and Associates, Inc. shall be without liability to Kimley-Horn and Associates, Inc.
Copyright Kimley-Horn and Associates, Inc., 2014

PREPARED IN THE OFFICE OF:

Kimley»Horn
NC LICENSE #F-0102
P.O. BOX 33068
RALEIGH, NORTH CAROLINA 27636
PHONE: (919) 677-2000

© 2014

HARDSCAPE DETAILS

NORTH CAROLINA LANDSCAPE ARCHITECT
PRELIMINARY PLANS
NOT FOR CONSTRUCTION
RICHARDSON, BRANDON PHILLIP WHITE

PROJECT:

HILLSBOROUGH STREET
PHASE 2

JOB NUMBER:	SHEET NUMBER:
011063064	L-203

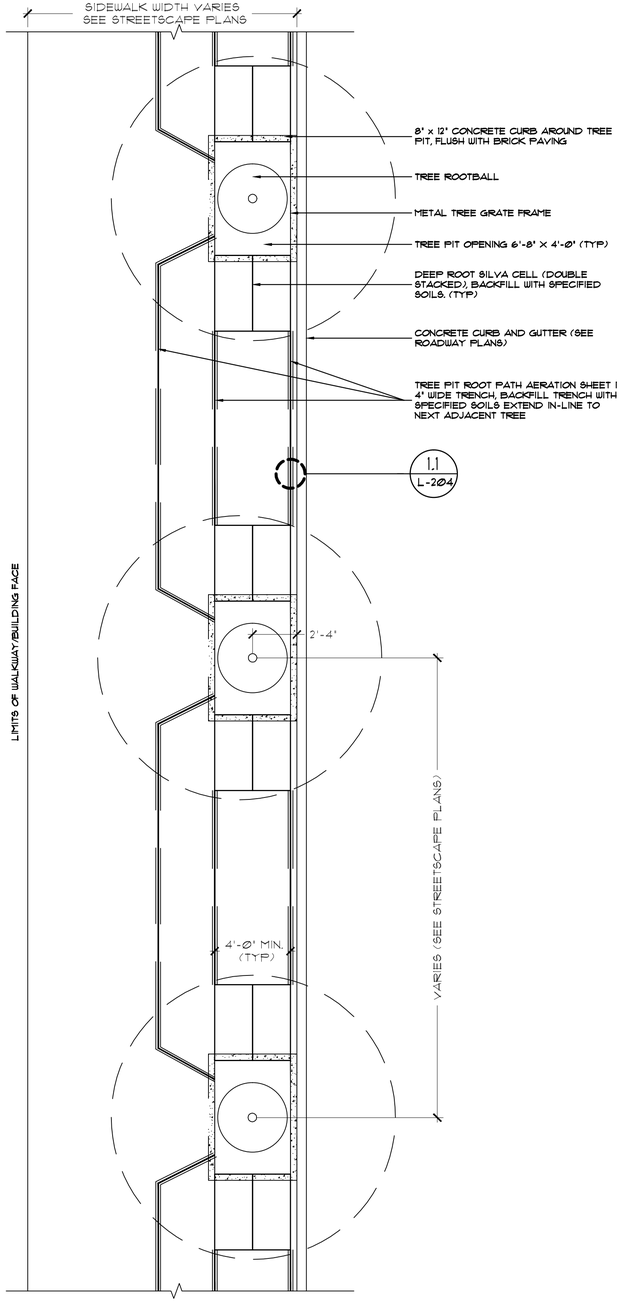

1
L-204

TREE PIT LAYOUT DETAIL

PLAN

SCALE: 1/4"=1'-0"

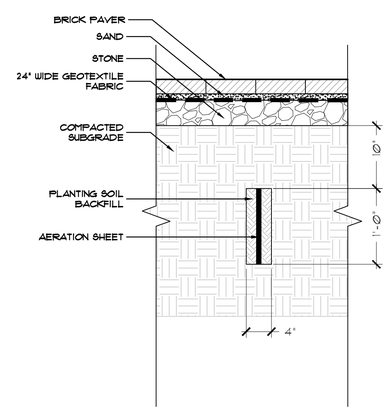

1.1
L-204

ROOT PATH SYSTEM

SECTION

SCALE: 1"=1'-0"

NOTES:

1. TREE GRATES TO BE SUPPLIED TO OWNER

2. AERATION SHEET:
   A. REFERENCE STREETSCAPE PLANS FOR FURNITURE FOOTING LOCATIONS BETWEEN TREE PITS. WHEN FURNITURE FOOTINGS ARE IN CONFLICT WITH AERATION SHEETS, SHIFT BOTH AERATION AERATION SHEETS 2' TOWARD BUILDINGS AND MAINTAIN 4' SEPARATION BETWEEN AERATION SHEETS TO AVOID CONFLICT W/ SITE FURNITURE.

3. PLANTING:
   A. WHEN INSTALLATION OF TREES IS NOT IMMEDIATELY PERFORMED UPON COMPLETION OF ADJACENT HARDSCAPE IMPROVEMENTS, THE CONTRACTOR SHALL BACKFILL THE PLANTING PIT WITH APPROVED PLANTING MIX AND BRING THE TOP TWO INCHES LEVEL TO GRADE WITH NCDOT #5 STONE (INCIDENTAL TO PLANTING ITEMS).

   B. CONTRACTOR TO SET ROOTBALL AT CORRECT PLANTING DEPTH SO THAT FUTURE INSTALLATION OF TREE GRATES WILL NOT IMPACT ROOTBALL/TRUNK FLARE.

   C. ROOT COLLARS OF ALL TREES SHALL BE VISIBLE UPON COMPLETION OF INSTALLATION. (REFERENCE SPECIFICATIONS)

   D. MULCH SHALL NOT EXCEED 3" IN DEPTH AND WILL REMAIN A MINIMUM OF 6" AWAY FROM THE BASE OF ANY GIVEN TREE.

4. GUYING:
   A. NO GUYING IN TREE PITS

   B. ONLY GUY IF ABSOLUTELY NECESSARY TO HOLD THE TREE UPRIGHT IF NECESSARY, GUY USING TREE FROG ENVIRONMENTAL PRODUCTS, LLC (FORMERLY ARBORGUY) STAKING PRODUCTS TO SECURE TREE.

   C. CONTRACTOR TO REMOVE WITHIN ONE YEAR.

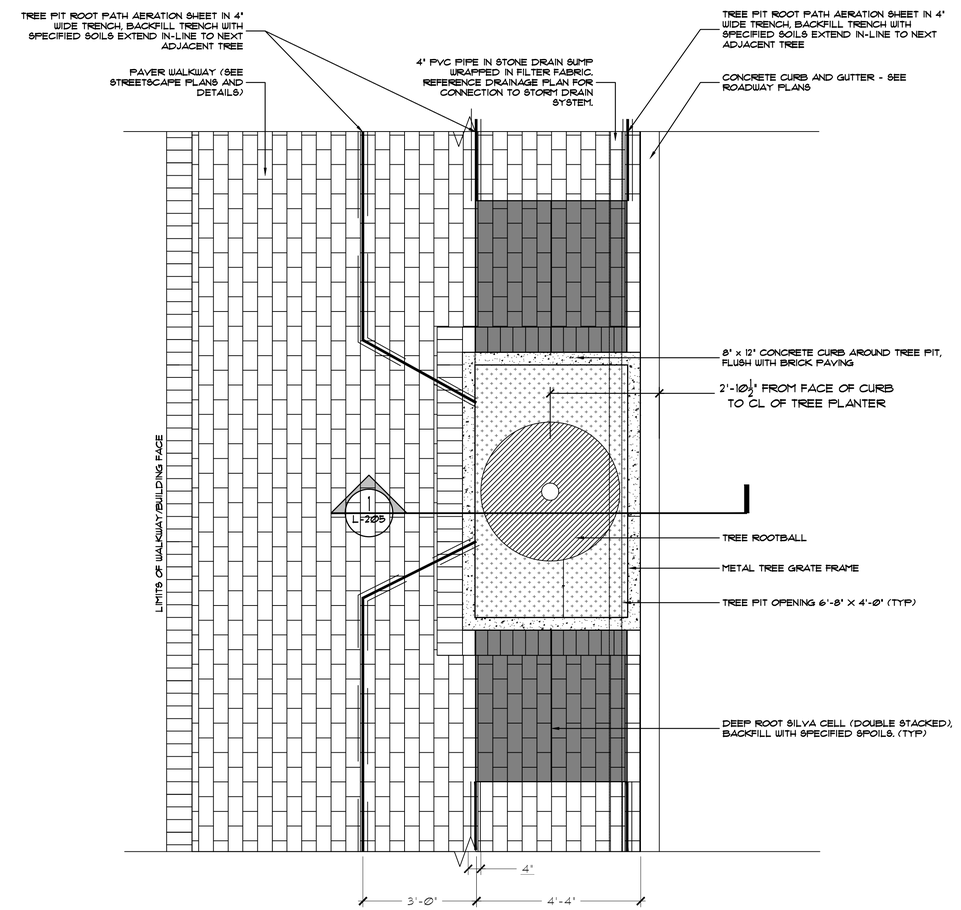

2
L-204

TREE PIT PLANTING DETAIL

PLAN

SCALE: 1/2"=1'-0"

08/15/2014

REV. No.:	REVISION:	DATE:	DRAWN BY:	CHECKED BY:

This document, together with the concepts and designs presented herein, as an instrument of service, is intended only for the specific purpose and client for which it was prepared. Reuse of and improper reliance on this document without written authorization and adoption by Kimley-Horn and Associates, Inc. shall be without liability to Kimley-Horn and Associates, Inc.
Copyright Kimley-Horn and Associates, Inc., 2014

PREPARED IN THE OFFICE OF:

Kimley»Horn
NC LICENSE #F-0102
P.O. BOX 33068
RALEIGH, NORTH CAROLINA 27636
PHONE: (919) 677-2000

© 2014

HARDSCAPE DETAILS

NORTH CAROLINA REGISTERED LANDSCAPE ARCHITECT BRANDON PHILLIP WHITE
PRELIMINARY PLANS
DO NOT USE FOR CONSTRUCTION

PROJECT:

HILLSBOROUGH STREET
PHASE 2

JOB NUMBER: 011063064

SHEET NUMBER: L-204

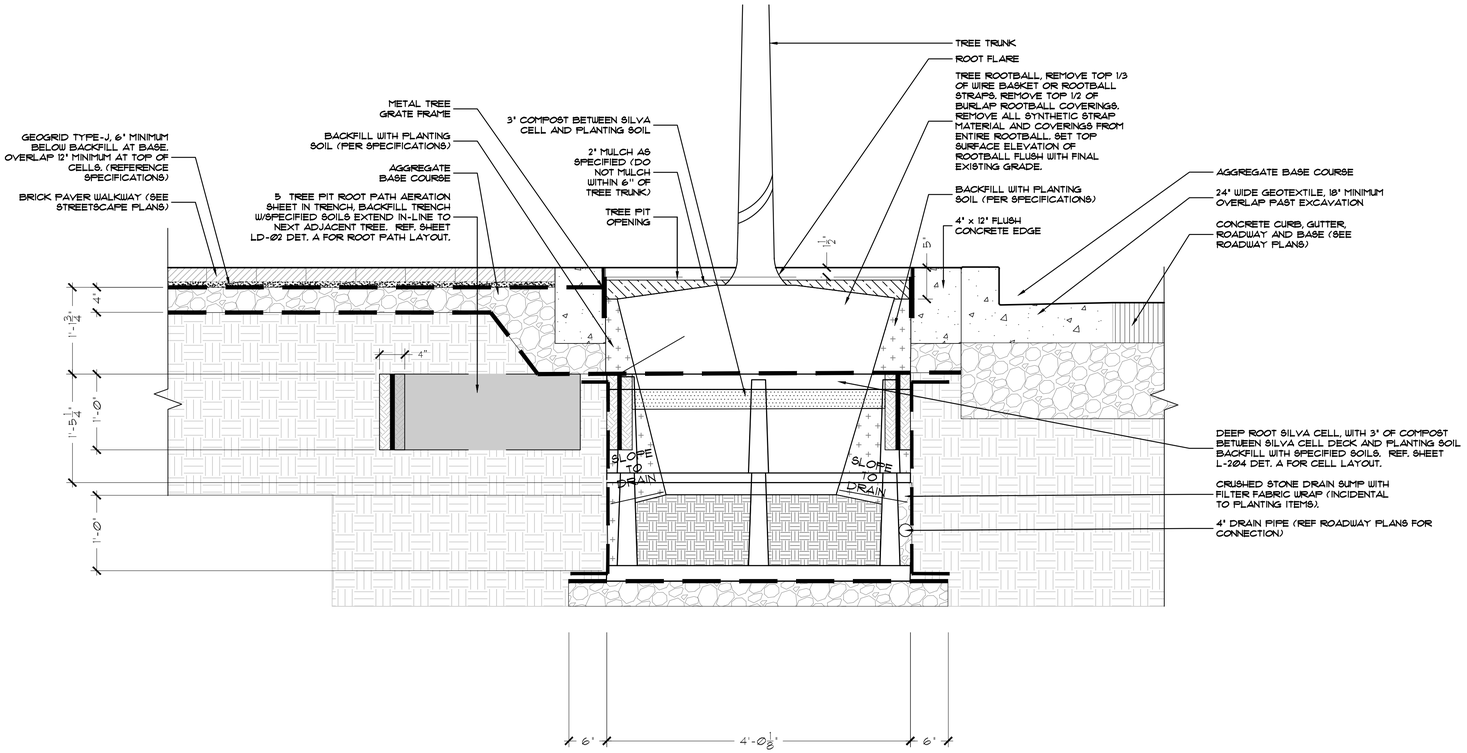

1
L-205

STANDARD TREE PLANTING AND TREE/ROOT PATH SYSTEM DETAIL

SECTION
SCALE: 1"=1'-0"

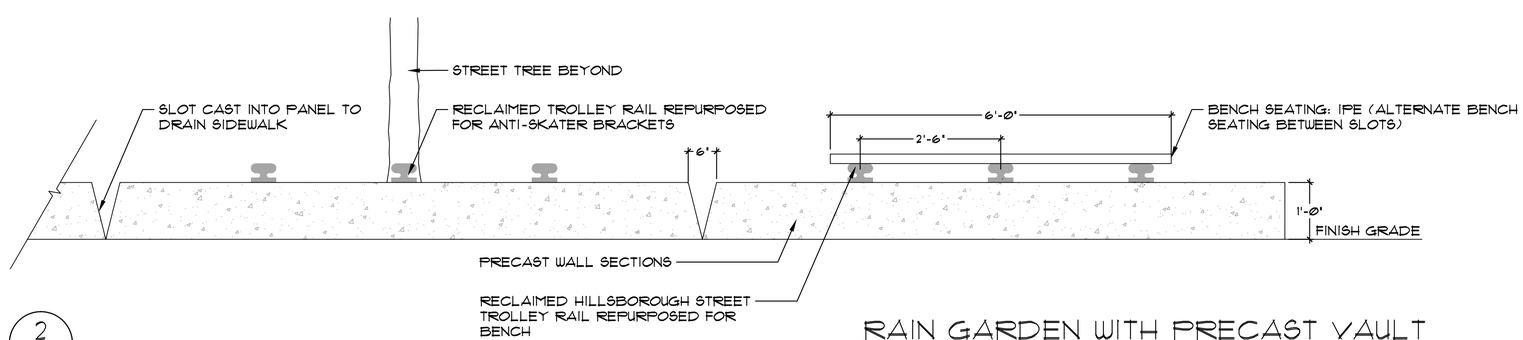

2
L-205

RAIN GARDEN WITH PRECAST VAULT

ELEVATION
SCALE: 3/4"=1'-0"

08/15/2014

REV. No.:	REVISION:	DATE:	DRAWN BY:	CHECKED BY:

This document, together with the concepts and designs presented herein, as an instrument of service, is intended only for the specific purpose and client for which it was prepared. Reuse of and improper reliance on this document without written authorization and adoption by Kimley-Horn and Associates, Inc. shall be without liability to Kimley-Horn and Associates, Inc.
Copyright Kimley-Horn and Associates, Inc., 2014

PREPARED IN THE OFFICE OF:
Kimley»Horn
NC LICENSE #F-0102
P.O. BOX 33068
RALEIGH, NORTH CAROLINA 27636
PHONE: (919) 677-2000
© 2014

HARDSCAPE DETAILS

NORTH CAROLINA REGISTERED LANDSCAPE ARCHITECT
PRELIMINARY PLANS
DO NOT USE FOR CONSTRUCTION
BRANDON PHILLIP WALTER

PROJECT:
HILLSBOROUGH STREET
PHASE 2

JOB NUMBER: 011063064
SHEET NUMBER: L-205

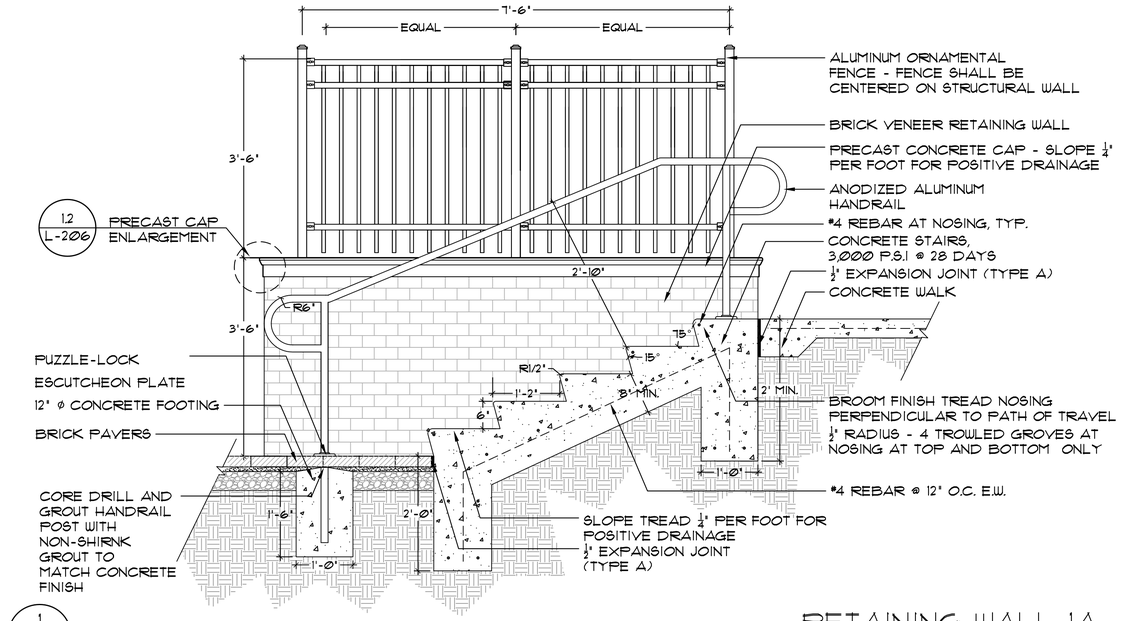

1 L-206

RETAINING WALL 1A

SECTION
SCALE: 3/4"=1'-0"

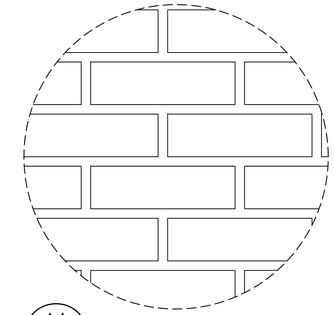

BRICK INFORMATION

MANUFACTURER:	LEE BRICK
MODEL:	STYLE #200F, PLANT #4
DISTRIBUTOR:	CUSTOM BRICK COMPANY

1.1 L-206

FACE BRICK

ELEVATION
SCALE: 3"=1'-0"

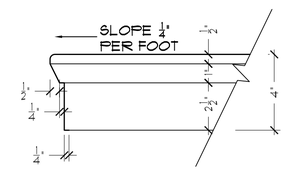

PRECAST CAP INFORMATION

MANUFACTURER:	SALEMSTONE
COLOR:	WHITE LIMESTONE 3190
DISTRIBUTOR:	MOTSINGER PRECAST PRODUCTS

1.2 L-206

PRECAST CAP ENLARGEMENT

SECTION
SCALE: 3"=1'-0"

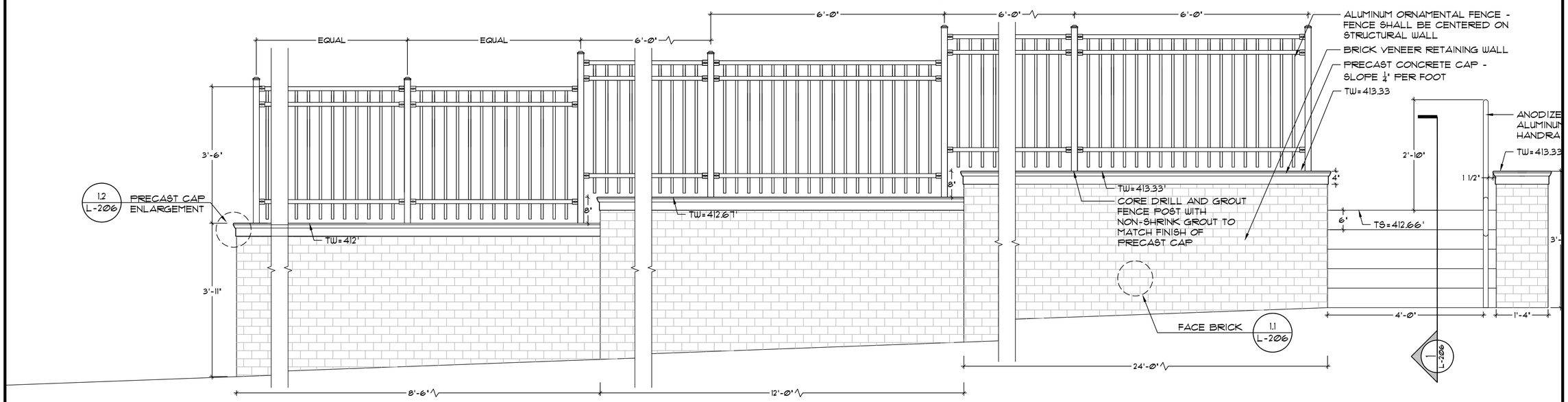

2 L-206

RETAINING WALL 1A

ELEVATION
SCALE: 3/4"=1'-0"

08/15/2014

REV. No.:	REVISION:	DATE:	DRAWN BY:	CHECKED BY:

This document, together with the concepts and designs presented herein, as an instrument of service, is intended only for the specific purpose and client for which it was prepared. Reuse of and improper reliance on this document without written authorization and adoption by Kimley-Horn and Associates, Inc. shall be without liability to Kimley-Horn and Associates, Inc.
Copyright Kimley-Horn and Associates, Inc., 2014

PREPARED IN THE OFFICE OF:

Kimley»Horn

NC LICENSE #F-0102
P.O. BOX 33068
RALEIGH, NORTH CAROLINA 27636
PHONE: (919) 677-2000

© 2014

HARDSCAPE DETAILS

NORTH CAROLINA REGISTERED LANDSCAPE ARCHITECT
PRELIMINARY PLANS
DO NOT USE FOR CONSTRUCTION
BRANDON PHILLIP WHITE
1931

PROJECT:

HILLSBOROUGH STREET PHASE 2

JOB NUMBER: 011063064

SHEET NUMBER: L-206

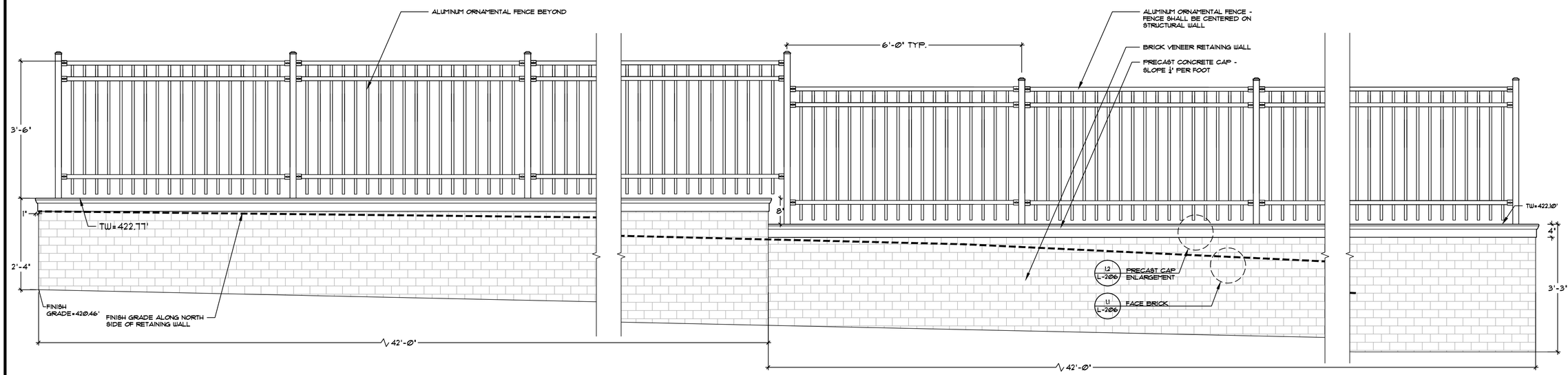

1 L-207

RETAINING WALL 1B

ELEVATION

SCALE: 3/4"=1'-0"

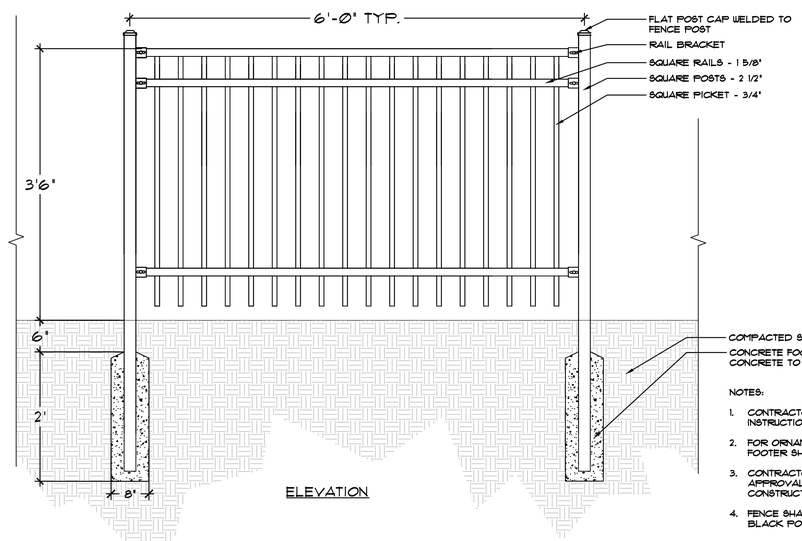

NOTES:

1. CONTRACTOR TO FOLLOW MANUFACTURES INSTALLATION INSTRUCTIONS.
2. FOR ORNAMENTAL FENCE IN SLOPED AREAS, CONCRETE FOOTER SHALL BE POURED LEVEL.
3. CONTRACTOR TO SUPPLY SHOP DRAWINGS FOR APPROVAL OF FENCE AND LAYOUT PRIOR TO CONSTRUCTION.
4. FENCE SHALL BE CONSTRUCTED OUT OF ALUMINUM WITH A BLACK POWDER COAT FINISH.

2 L-207

ORNAMENTAL FENCE

SECTION & ELEVATION

SCALE: 1"=1'-0"

08/15/2014

REV. No.:	REVISION:	DATE:	DRAWN BY:	CHECKED BY:

This document, together with the concepts and designs presented herein, as an instrument of service, is intended only for the specific purpose and client for which it was prepared. Reuse of and improper reliance on this document without written authorization and adoption by Kimley-Horn and Associates, Inc. shall be without liability to Kimley-Horn and Associates, Inc.
Copyright Kimley-Horn and Associates, Inc., 2014

PREPARED IN THE OFFICE OF:
Kimley»Horn
NC LICENSE #F-0102
P.O. BOX 33068
RALEIGH, NORTH CAROLINA 27636
PHONE: (919) 677-2000
© 2014

HARDSCAPE DETAILS

NORTH CAROLINA REGISTERED LANDSCAPE ARCHITECT BRANDON PHILLIP WHITE 1237
PRELIMINARY PLANS
DO NOT USE FOR CONSTRUCTION

PROJECT:
HILLSBOROUGH STREET PHASE 2

JOB NUMBER: 011063064

SHEET NUMBER: L-207

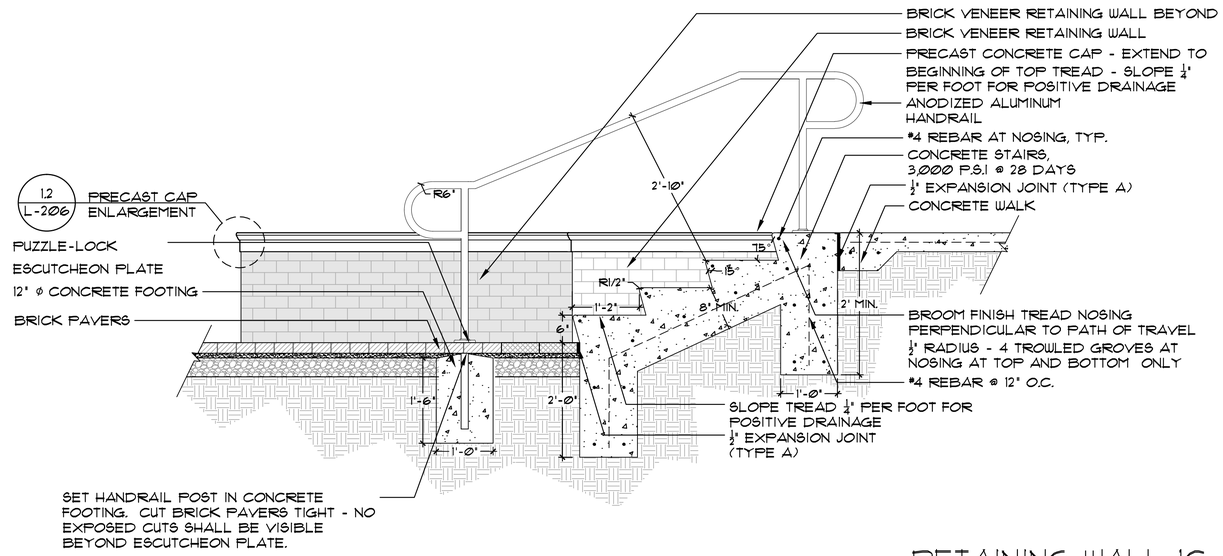

1 L-208

RETAINING WALL 1C

SECTION

SCALE: 3/4"=1'-0"

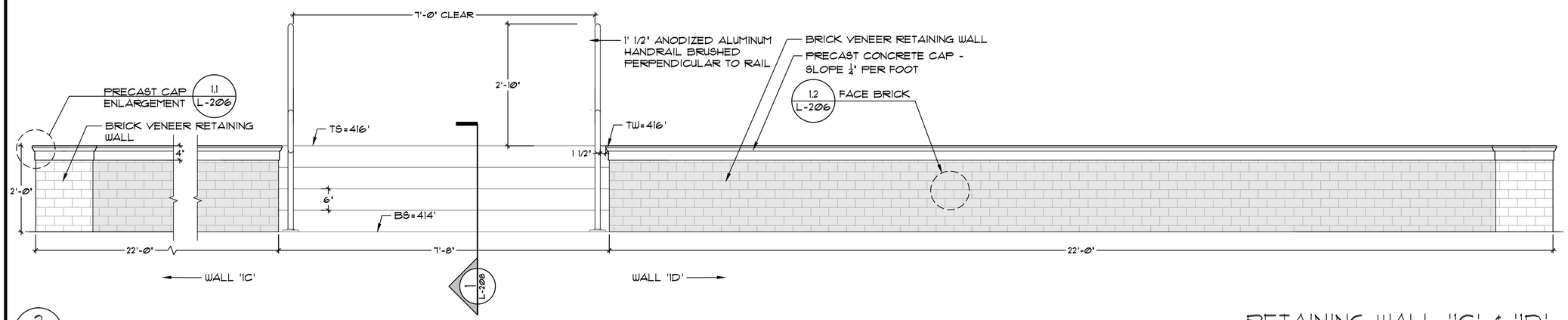

2 L-208

RETAINING WALL '1C' & '1D'

ELEVATION

SCALE: 3/4"=1'-0"

08/15/2014

REV. No.:	REVISION:	DATE:	DRAWN BY:	CHECKED BY:

This document, together with the concepts and designs presented herein, as an instrument of service, is intended only for the specific purpose and client for which it was prepared. Reuse of and improper reliance on this document without written authorization and adoption by Kimley-Horn and Associates, Inc. shall be without liability to Kimley-Horn and Associates, Inc.
Copyright Kimley-Horn and Associates, Inc., 2014

PREPARED IN THE OFFICE OF:

Kimley»Horn

NC LICENSE #F-0102
P.O. BOX 33068
RALEIGH, NORTH CAROLINA 27636
PHONE: (919) 677-2000

© 2014

HARDSCAPE DETAILS

NORTH CAROLINA REGISTERED LANDSCAPE ARCHITECT BRANDON PHILLIP WHITE 1931
PRELIMINARY PLANS
DO NOT USE FOR CONSTRUCTION

PROJECT:

HILLSBOROUGH STREET PHASE 2

JOB NUMBER: 011063064

SHEET NUMBER: L-208

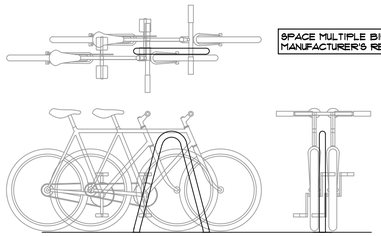

SPACE MULTIPLE BIKE RACKS PER MANUFACTURER'S RECOMMENDATIONS.

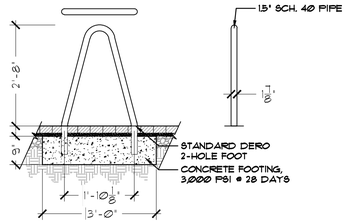

BIKE RACK PRODUCT DATA:

MANUFACTUER:	DERO
PRODUCT:	ACUTE HOOP
COLOR:	POWDER COAT - IRON GRAY

1 / L-209 BIKE RACK
SECTION/PLAN
SCALE: 1/2"=1'-0"

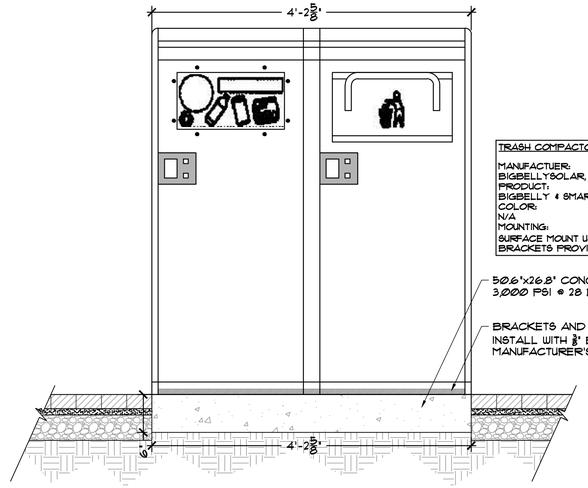

TRASH COMPACTOR PRODUCT DATA:

MANUFACTUER:
BIGBELLYSOLAR, INC.
PRODUCT:
BIGBELLY & SMARTBELLY DOUBLE STATION
COLOR:
N/A
MOUNTING:
SURFACE MOUNT USING 3/8" BOLTS AND BRACKETS PROVIDED

2 / L-209 TRASH COMPACTOR
SECTION
SCALE: 1"=1'-0"

BENCH PRODUCT DATA:

MANUFACTUER:	FORMS+SURFACES
PRODUCT:	BALANCE BENCH, BACKLESS
COLOR:	SLATE TEXTURE

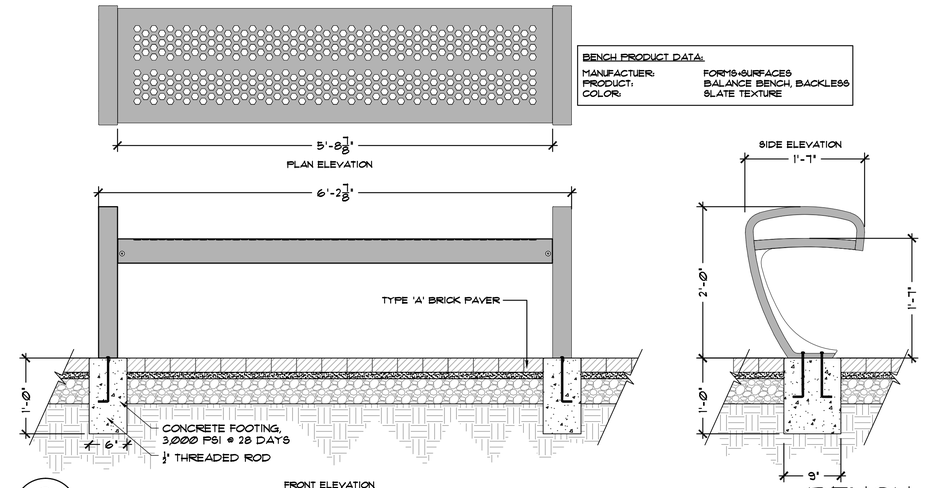

3 / L-209 BENCH
SECTION
SCALE: 1"=1'-0"

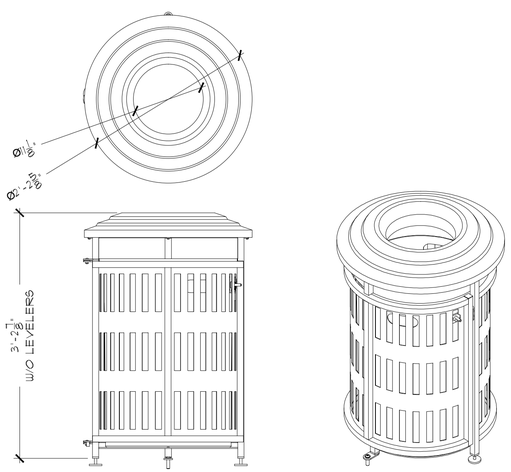

BENCH PRODUCT DATA:

MANUFACTUER:	FORMS+SURFACES
PRODUCT:	URBAN RENAISSANCE RECEPTACLE 36 GALLON TOP OPENING
COLOR:	SLATE TEXTURE

4 / L-209 TRASH RECEPTACLE
SECTION
SCALE: 1"=1'-0"

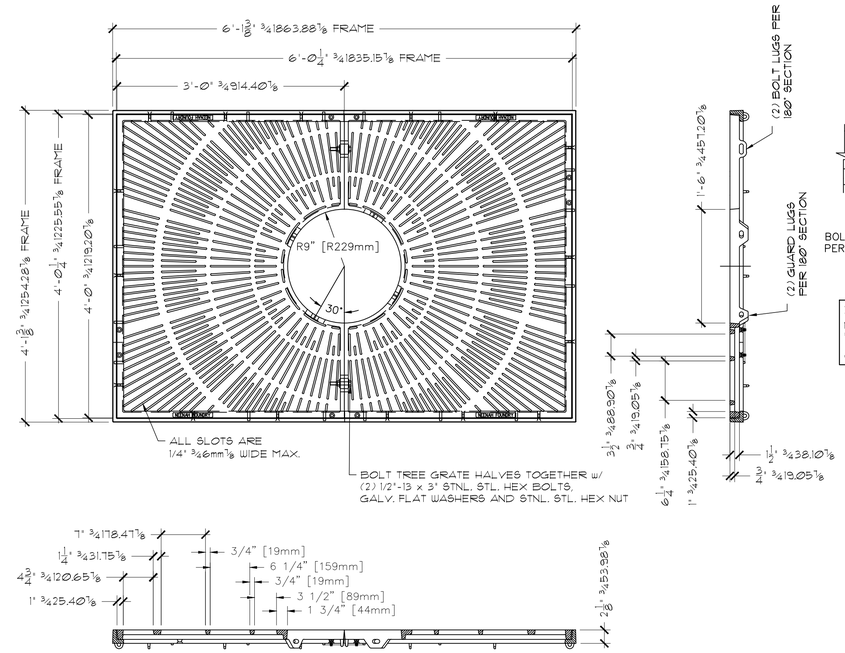

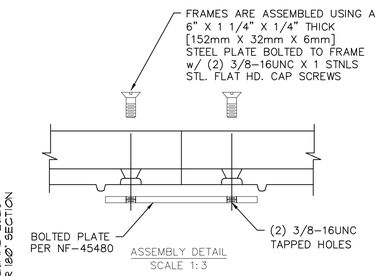

ASSEMBLY DETAIL
SCALE 1:3

TREE GRATE PRODUCT DATA:

MANUFACTUER:	NEENA FOUNDRY
PRODUCT:	R-8815-1, 48"x72"x18" ◊ OPENING, TYPE U FRAME
COLOR:	NATURAL PATINA FINISH

5 / L-209 TREE GRATE
SECTION
SCALE: 1"=1'-0"

08/15/2014

REV. No.:	REVISION:	DATE:	DRAWN BY:	CHECKED BY:

This document, together with the concepts and designs presented herein, as an instrument of service, is intended only for the specific purpose and client for which it was prepared. Reuse of and improper reliance on this document without written authorization and adoption by Kimley-Horn and Associates, Inc. shall be without liability to Kimley-Horn and Associates, Inc.
Copyright Kimley-Horn and Associates, Inc., 2014

PREPARED IN THE OFFICE OF:

Kimley»Horn
NC LICENSE #F-0102
P.O. BOX 33068
RALEIGH, NORTH CAROLINA 27636
PHONE: (919) 677-2000

© 2014

HARDSCAPE DETAILS

NORTH CAROLINA REGISTERED LANDSCAPE ARCHITECT
PRELIMINARY PLANS
DO NOT USE FOR CONSTRUCTION
BRANDON PHILLIP WHITE

PROJECT:

HILLSBOROUGH STREET PHASE 2

JOB NUMBER: 011063064

SHEET NUMBER: L-209