

FY17 ANNUAL GRANT REPORT



The City's Annual Grant Report provides information regarding grant projects completed and grant expenditures made during a specific fiscal year.

Grant Projects Completed in FY17


27 grant projects completed

\$28M in grant funding spent

City match \$10.5M



Before



After

The **Sidewalk Project Grant** allowed the City to complete missing segments of sidewalk and update sidewalk ramps along four Raleigh streets. The City installed and updated the sidewalk along the north side of Lake Boone Trail between the shopping center to just east of I-440, New Hope Church Road just west of Green Road, Falls of Neuse at Wake Forest Road, and new sidewalk took the place of worn footpaths on Calvary Drive, between Green Road and Capital Boulevard.



Before



After



Before



After

The **Six Forks Road Sidewalk Grant** provides new sidewalk on the north side of the road from Wake Forest Road to Coleridge Road, and a box culvert extension at Big Branch.



The City installed sidewalk along both sides of Capital Boulevard from Spring Forest Road to Old Wake Forest Road with grant funding from the Capital Area Metropolitan Planning Organization (CAMPO). The project included high visibility crosswalks and push-buttons crossing signals at signalized intersections.

The federal government-funded **Foster Grandparent Program** (FGP) supports academic and behavioral growth and plays an integral role in improving performance for students in PreK – 3rd grade through mentoring, tutoring and most importantly, by forming consistent one-on-one relationships throughout the school year.

FGP OUTCOMES:

- 80 volunteers contributed more than 65,000 hours of service to over 30 public and private educational centers.
- Grandparents provided support to 96 students in academic risk, of which 77% showed improvements in two or more areas of math, literacy, and social development.



The **Knight Foundation Prototype Grant for Open Data**: Visual Search Results makes it easier to access and use public data through an open source project that presents data in a more visual and relevant manner through traditional city website search results.

Jobs

About 4000 results (0.09 seconds)

City of Raleigh Jobs
<https://www.raleighnc.gov/jobs>

Employment Opportunities with GoRaleigh
www.raleighnc.gov/~content/ParksTransArticles/JobSeekers.html
 - 31k - 2016-11-01 - Cached
 ... EOE/M/F/D/V. Best Workplace for Commuters. This process is for GoRaleigh only. View City of Raleigh Job Opportunities - raleighnc.gov/jobs - Was this page helpful? Yes, No. Thanks for your feedback! ...

Construction Related Job Fair to be Held for East College Park Homebuilding and Infrastructure Projects
www.raleighnc.gov/~Content/Articles/CD/JobFairNewsJune2017.html
 - 85k - 2008-11-27 - Cached
 ... Construction Related Job Fair to be Held for East College Park Homebuilding and Infrastructure Projects. Job seekers will be able to apply for positions associated with East College Park homebuilding and infrastructure projects. ...

Summer Job Information Session
www.raleighnc.gov/~Content/Articles/PR/InfoSession.html
 - 85k - 2017-04-21 - Cached
 ... The City of Raleigh will be hosting a summer job information session for college and high school students Saturday. The most common jobs listed are lifeguard, camp counselor, recreation instructors, recreation leaders, and cashiers. ...
 [More results from www.raleighnc.gov/news/content]

ECP Job Fair / Meet the Home Builders
www.raleighnc.gov/~Content/Articles/JobFairandBuildersMeeting.html
 - 43k - 2017-07-26 - Cached
 ... ECP Job Fair / Meet the Home Builders. Event posted Feb. ... The City of Raleigh Housing & Neighborhoods Department is partnering with TA Living Company and the North Carolina Home Builders Association to hold a job fair. ...

Job Fair for City Homebuilding Projects
www.raleighnc.gov/~Content/Articles/CD/JobFairSept17Event.html
 - 44k - 2017-09-11 - Cached
 ... Job Fair for City Homebuilding Projects. Event posted Sep. 11, 2017 - 3:35 pm ... Attendees can also sign up for job training courses through the North Carolina Home Builders Association and other local organizations. ...
 [More results from www.raleighnc.gov/news/content]

Jobs

Open Jobs

JOB TITLE	SALARY RANGE	DEPT
Transportation Director	\$95,621.00 - \$176,917.00	Transportation Services
Waterwaster Treatment Plant Superintendent	\$67,529.00 - \$124,929.00	PW Waste Treatment Plant
Development Services Manager	\$67,529.00 - \$124,929.00	PW Capital Improvement Mgmt
Assistant Revenue Manager	\$56,732.00 - \$104,954.00	Revenue
Capital Project Manager	\$51,822.00 - \$95,871.00	PRC Parks Development & Communication

Expand List View All Jobs >

Peak Hiring Months

View More Data at data.raleighnc.gov >

City of Raleigh

Home Arts & Parks Services Government Business & Development Community Projects Safety Sustainability

Pullen Park

About 1890 results (0.1 seconds)

Pullen Park
<https://www.raleighnc.gov/parks/content/Parks/Articles/Parks/Pullen.html>

Pullen Park
www.raleighnc.gov/~content/Parks/Articles/Parks/Pullen.html
 - 56k - 2017-11-22 - Cached
 ... Read about Pullen's History. Pullen Park Event Calendar. Pullen Amusements Map. Special Parking Information. Proposed park bond project at this location. Pullen Amusements Shelter Rental Inquiry Form. Community Center. ...

Find a Park
www.raleighnc.gov/~content/Parks/Articles/Parks/ParksFacilities.html
 - 49k - 2017-12-05 - Cached
 ... parks Athletic, Sports and Aquatic Facilities. Courts (all). Fields (all). Athletic Facilities Buffalo Road Athletic Park Walnut Creek Softball Complex. ... Aquatic Facilities Buffalo Road Aquatic Center Millbrook Pool Optimist Pool Pullen ...
 [More results from www.raleighnc.gov/parks/content/Parks/Articles/]

Pullen Park Ornaments
www.raleighnc.gov/~Content/Articles/PR/Articles/Parks/PullenParkOrnament.html
 - 39k - 2017-11-16 - Cached
 ... Announces Trips for 2018 (November 21, 2017). Pullen Park Ornaments (November ... at the Raleigh Convention Center (October 23, 2017). Pullen Arts Center ... KinderClub (September 20, 2017). Raleigh Parks, Recreation and Cultural ...

Pullen Arts Center Closes November 9, 2017 for Renovations
www.raleighnc.gov/~Articles/PR/Articles/Parks/PullenArtsCenterClosing.html
 - 40k - 2017-10-12 - Cached
 ... Announces Trips for 2018 (November 21, 2017). Pullen Park Ornaments (November ... at the Raleigh Convention Center (October 23, 2017). Pullen Arts Center ... KinderClub (September 20, 2017). Raleigh Parks, Recreation and Cultural ...
 [More results from www.raleighnc.gov/parks/content/Parks/Articles/]

WEBSITE: <http://www.raleighnc.gov/parks/content>

PHONE: 919-996-6465

ADDRESS: 410 Park Ave
 You could be there in 8 mins
 Your best route is 2.6 mi

SEE MAP

Amenities

- Ball Fields
- Courts
- Little Leagues
- Shelter Trail

The City of Raleigh in partnership with the NC Department of Public Safety and Wake County's **Juvenile Crime Prevention Council** engaged approximately 600 at-risk youth in after-school programming, including social skill training, recreation services and enrichment programming.



The **John Rex Endowment Special Opportunity** mini-grant provided administrative support to the Neighborhood and Community Connections Program within Parks, Recreation and Cultural Resources to establish policies and protocols to increase the walkability of the City's park and greenway network.



Best Buy provided funds to purchase laptops for the City's Digital Connectors Program. From September 2016 to May 2017, fifteen Digital Connector students provided more than 1,000 hours of community service by teaching computer literacy classes to 111 Raleigh residents and refurbishing and distributing 111 computers to families from low-wealth communities.

NC Department of Environment and Natural Resources (NCDENR) partnered with PRCR to purchase 54 recycling containers through the **Community Waste Reduction and Recycling Grant**. The containers were installed at Lions Park, Marsh Creek Park, Millbrook Exchange Park, Worthdale Park, Buffalo Road Athletic Park, and Jaycee Park.



NCDENR partnered with PRCR to design and construct five miles of hiking and biking trails around Forest Ridge Park, through the **Recreational Trails Program**.



NC Parks and Recreation Trust Fund provided funding to help renovate the Dr. Bill and Merrie Hedrick Homestead at Horseshoe Farm Nature Preserve and to install a picnic shelter and the City's first composting comfort station.

With a grant, from the **NC Department of Public Safety**, the Raleigh Police Department created a new civilian position, Gang Resource Coordinator, to help prevent and deter gang activity through working with at-risk youth, providing resources to gang-involved individuals to help them exit the gang lifestyle, and developing partnerships with other organizations that work to provide alternatives to gang involvement.



The DWI Enforcement Unit, which is composed of one sergeant and four officers, continued their mission of preventing impaired driving through enforcement and education. During the fourth year of this grant from the **NC Department of Transportation Governor's Highway Safety Program**, the unit met their goal of reducing the number of impairment-related fatalities within the city limits of Raleigh by 10 percent from the 2013-2015 average of 15 to 13 during the fiscal year October 1, 2016 to September 30, 2017. During this time period, there were 7 fatalities in Raleigh in which driver impairment was listed as a contributing factor.



A grant from the **NC Department of Public Safety** Governors Crime Commission allowed Poice Department to hire a trained professional trauma counselor to work with individuals who have been affected by traumatic events involving police response. The Trauma Counselor provided follow-up response after these traumatic events, which included counseling sessions as well as referral to other local service providers.



Grant funding from the **Governor's Highway Safety Program** was used to purchase a total station for the RPD's Crash Reconstruction Unit, which investigates all motor vehicle crashes in Raleigh that involve serious injury or death. The total station, which is an instrument that makes rapid and accurate measurements of a crash scene, helps to minimize the amount of time that a road must be closed to allow for scene investigation.

Grant Funding from the **Governor's Highway Safety Program** reimbursed the Raleigh Police Department for training and travel costs related to the duties of an RPD officer who serves as the Regional Coordinator of the N.C. Governor's Highway Safety Program BikeSafe motorcycle safety effort. These funds paid for meeting expenses for the BikeSafe Coordinator team, and they also allowed the BikeSafe Coordinator to attend two national conferences related to traffic and motorcycle safety.





Since 2007, the RPD has been a subrecipient of the City of Durham's allocation of **High Intensity Drug Trafficking Areas (HIDTA)** funding from the federal Office of National Drug Control Policy. These funds pay for the overtime costs for two RPD detectives to work on HIDTA cases, which usually involve drug trafficking and money laundering.


An additional 27 miles of bike infrastructure (Sharrow, Bike Lanes, and Buffered Bike Lanes) on 26 different streets was funded in part by a **Congestion Management Air Quality (CMAQ) grant**. This project was the largest on-street bicycle infrastructure project in the City's history and included some key connections such as Hillsborough Street and Rock Quarry Road by providing facilities that are more inclusive to all comfort levels.



The Traffic Signal Upgrade project was partially funded with a \$21 million **Congestion Management Air Quality (CMAQ) grant**.

Project outcomes:

- Upgrade of all the signal indications to high efficiency LED modules
- Replacement of 600 traffic signal cabinets
- Connection of all signal cabinets with 200+ miles of fiber optic cable
- Optimization of signal timing for approximately 100 sections of roadway or corridors, which produced over \$150 million of savings to Raleigh commuters in reduced delays and fuel cost savings.



Job Access Reverse Commute (JARC) and **New Freedom** grants combined over a few fiscal years for an amount of approximately \$200,000 were subawarded to Wake Coordinated Transportation Services (WCTS of Wake County) to provide trips for seniors and persons with disabilities to enhance employment-related transportation options in the County. These services go above and beyond what is currently required by the American with Disabilities Act.

The **Surface Transportation Program Direct Attributable (STPDA)** and the Federal Transit Capital and Maintenance grants were used to fund the GoRaleigh Station renovation project (formerly Moore Square Transit Station). The awarded firm designed new bus lanes, elevators, stairwells, ticket windows, a driver's lounge, and restrooms as part of the multi-million dollar project.



Salaries and benefits for six Transit Planners as well as contractual services for transit studies were included in the FY 2017 Transit Planning grant. Studies funded with the grant included Americans with Disabilities Act (ADA), GoRaleigh operations analysis special study and Wake County Transit Plan Update.

Outcomes of the Transportation Demand Management (TDM) grant funded by Triangle J Council of Governments Included the following:

- 2017 Employer Commuter Survey - Total Number of Employees: 35,256; Total Completed Surveys: 3,527; Survey Response Rate: 10%. Comparing the 2017 to the 2015 survey results we found that driving alone dropped; carpooling increased; transit ridership increased; walking to work increased; and teleworking increased.
- # of employers receiving regular CommuteSmart Raleigh communications – 174
- # of employers with a designated Employee Transportation Coordinator – 81
- # of employers offering GoPasses (employer bus pass program) – 7; one offers a stored value card to employees.


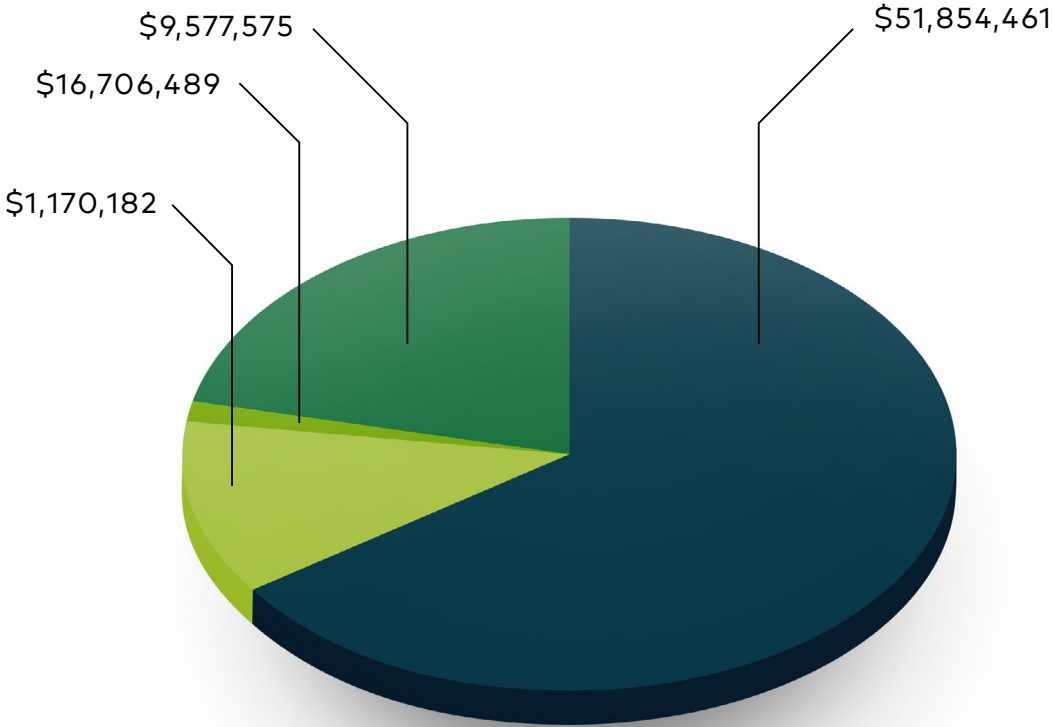


Grant Expenditures in FY17

66 grants managed

\$79M grant funding spent

During FY17, the City expended \$79 million in grant funding including \$51.8 million from federal sources, \$16.7 million from state sources and approximately \$9.5 million in local funding. The City also passed-through \$1.1 million to subrecipients who performed portions of the scope of work or assisted in helping achieve objectives of the grant project or program. Additional information on grant expenditures can be found in the FY17 Comprehensive Annual Financial Report Schedule of Expenditure of Federal Awards which is included at the end of this report.



SCHEDULE OF EXPENDITURES OF FEDERAL AND STATE AWARDS
FOR THE FISCAL YEAR ENDED JUNE 30, 2017

GRANTOR/PASSED-THROUGH GRANTOR/GRANTOR PROGRAM AND/OR PROJECT TITLE	Federal CFDA Number	Grant Number	Fed. (Direct & Pass-through) Expenditures	State Expenditures	Pass-through to Subrecipients	Local (1)
EXPENDITURES OF FEDERAL AWARDS:						
<u>U.S. DEPARTMENT OF TRANSPORTATION</u>						
Direct Programs: Federal Transit Administration:						
Federal Transit Cluster:						
Capital Assistance - FTA (5339)	20.507	NC-2016-36-00	\$ 358,751	\$ -	\$ -	\$ 89,689
Federal Transit Buses	20.507	NC-34-0005-00	1,119,016	210,591	110,450	41,551
Federal Transit Cap & Maint 2015	20.507	NC-90-X593-00	4,458,493	321,255	-	793,371
Federal Transit Cap & Maint 2016	20.507	1065-2016-1	4,040,348	78,021	-	932,068
Federal Transit Cap & Maint 2017	20.507	NC-2017-041-01	2,809,771	35,122	-	667,321
Moore Square Station Renovations	20.507	NC-95-X072-00	25,512	-	-	6,378
STPDA Moore Square & ADA	20.507	NC-95-X084-00	(68,321)	-	-	(17,080)
Moore Square Station Renovations	20.507	NC-90-X488-00	1,159,524	-	-	289,881
Moore Square Station-FY10 STPDA	20.507	NC-95-X043-00	36,720	-	-	9,485
Planning Assistance - Section 9 (5307)	20.507	NC-90-X593-00	910	-	-	227
Planning Assistance - Section 9 (5307)	20.507	NC-2017-010	67,941	-	-	16,986
Planning Assistance - Section 9 (5307)	20.507	NC-2017-041	249,194	-	-	62,298
Total Federal Transit Cluster:			14,257,859	644,989	110,450	2,892,175
Transit Services Programs Cluster:						
Enhanced Mobility	20.513	NC-16-X013-00	226,028	-	224,768	-
Enhanced Mobility	20.513	NC-2016-035-00	21,065	-	21,065	-
Job Access Remote Commute	20.516	NC-37-X031-02	11,453	-	11,453	-
New Freedom 2013	20.521	NC-57-X016-00	63,893	-	63,893	-
New Freedom 2014	20.521	NC-57-X016-01	30,065	-	30,065	-
New Freedom 2015	20.521	NC-57-X016-02	22,430	-	22,430	-
Total Transit Services Programs Cluster:			374,934	-	373,674	-
Planning Assistance - Section 9 (5303)	20.505	NC-2017-041	299,200	37,400	-	37,400
Direct Programs: Federal Railroad Administration:						
Highway Planning and Construction Cluster:						
Raleigh Union Station - Phase I	20.933	FR-TII-0020-13-01-01	6,989,947	2,373,739	-	-
Raleigh Union Station - Phase I Terminal Building	20.933	FR-TII-0028-14-01-02	5,475,623	-	-	4,880,439
Subtotal Highway Planning and Construction Cluster:			12,465,570	2,373,739	-	4,880,439
Total Direct Programs U.S. Department of Transportation:			27,397,563	3,056,128	484,124	7,810,014
Passed-Through North Carolina Department of Transportation: Federal Highway Administration:						
Highway Planning and Construction Cluster:						
Six Forks Road Pedestrian Improvements	20.205	C-5172	80,369	-	-	70,888
I-40 Pedestrian Improvements	20.205	C-5504	1,271,101	-	-	392,822
Citywide Bicycle Improvements	20.205	C-5170	8,032	-	-	2,008
City wide Traffic Signal Upgrade	20.205	C-4923	26,474	-	-	8,825
Capital Boulevard Improvements	20.205	U-5514	594,949	-	-	248,526
Section 104(f) PL	20.205	WBS44842.1.21	657,189	-	-	164,299
Section 104(f) STPDA	20.205	WBS44860.1.21	1,149,368	-	-	315,093

GRANTOR/PASSED-THROUGH GRANTOR/GRANTOR PROGRAM AND/OR PROJECT TITLE	Federal CFDA Number	Grant Number	Fed. (Direct & Pass-through) Expenditures	State Expenditures	Pass-through to Subrecipients	Local (t)
Subtotal Highway Planning and Construction Cluster:			3,787,482	-	-	1,202,461
Total Highway Planning and Construction Cluster:			16,253,052	2,373,739	-	6,082,900
Passed-Through North Carolina Department of Transportation: National Highway Traffic Safety Administration:						
Highway Safety Cluster:						
Crash Reconstruction Unit Training	20.600	PT-16-06-26	10,879	-	-	3,626
Bikesafe Coordinator	20.616	MC-17-03-04	1,705	-	-	-
DWI Squad	20.607	154AL-16-12-15	137,196	-	-	137,248
DWI Squad	20.607	154AL-16-12-15	61,197	-	-	26,227
Total Highway Safety Cluster:			210,977	-	-	167,101
Total Passed-Through North Carolina Department of Transportation:			3,998,459	-	-	1,369,562
Total U.S. Department of Transportation			31,396,022	3,056,128	484,124	9,179,576
<u>CORPORATION FOR NATIONAL SERVICE</u>						
Direct Programs: Foster Grandparent /Senior Companion Cluster: Foster Grandparent Program	94.011	14SFSNCo01	250,538	-	-	110,734
Total Corporation for National Service			250,538	-	-	110,734
<u>U.S. DEPARTMENT OF HOUSING AND URBAN DEVELOPMENT</u>						
Direct Programs: CDBG Entitlement Grant Cluster:						
Community Development Block Grant - Entitlement	14.218	B14MC370009	1,430,939	-	104,703	-
Community Development Block Grant - Entitlement	14.218	B15MC370009	2,136,805	-	156,352	-
Community Development Block Grant - Entitlement	14.218	B16MC370009	2,379,817	-	174,133	-
Total CDBG Entitlement Grant Cluster:			5,947,561	-	435,188	-
Direct Programs:						
HOME Investment Partnerships Program	14.239	M12-MC370206	286,627	-	-	54,099
HOME Investment Partnerships Program	14.239	M13-MC370206	267,869	-	-	50,558
HOME Investment Partnerships Program	14.239	M15-MC370206	1,200	-	-	227
HOME Investment Partnerships Program	14.239	M16-MC370206	75,067	-	-	14,168
Total HOME Direct Program:			630,763	-	-	119,052
Emergency Solutions Grant Program	14.231	E15MC370009	103,155	-	103,155	-
Emergency Solutions Grant Program	14.231	E16MC370009	147,715	-	147,715	-
Total ESG Direct Program:			250,870	-	250,870	-
Total U.S. Department of Housing and Urban Development			6,829,194	-	686,058	119,052

**SCHEDULE OF EXPENDITURES OF FEDERAL AND STATE AWARDS
FOR THE FISCAL YEAR ENDED JUNE 30, 2017**

GRANTOR/PASSED-THROUGH GRANTOR/GRANTOR PROGRAM AND/OR PROJECT TITLE	Federal CFDA Number	Grant Number	Fed. (Direct & Pass-through) Expenditures	State Expenditures	Pass-through to Subrecipients	Local (1)
U.S. DEPARTMENT OF JUSTICE						
Direct Programs: JAG Cluster:						
2014 Edward Byrne Memorial Justice Assistance (JAG)	16.738	2014-DJ-BX-0967	26,995	-	-	-
2015 Edward Byrne Memorial Justice Assistance (JAG)	16.738	2015-DJ-BX-1012	36,728	-	-	-
Subtotal JAG Cluster:			<u>63,723</u>	<u>-</u>	<u>-</u>	<u>-</u>
Direct Programs:						
2016 Bulletproof Vest Partnership	16.607	N/A	531	-	-	-
Body-Worn Camera Implementation Program	16.835	2016-BC-BX-K100	1,118	-	-	1,118
Equitable Sharing	16.922	2017	575,034	-	-	-
Total Direct Programs U.S. Department of Justice:			<u>576,683</u>	<u>-</u>	<u>-</u>	<u>1,118</u>
Passed-Through N.C. Department of Public Safety: U.S. Department of Justice:						
JAG Cluster:						
Gang Resource Coordinator	16.738	2014-DJ-BX-1148	39,430	-	-	13,143
Subtotal JAG Cluster:			<u>39,430</u>	<u>-</u>	<u>-</u>	<u>13,143</u>
Total JAG Cluster:			<u>103,153</u>	<u>-</u>	<u>-</u>	<u>13,143</u>
Passed-Through N.C. Department of Public Safety: U.S. Department of Justice:						
Trauma Counselor	16.575	2015-VA-GX-0019	50,557	-	-	12,639
Total Passed-Through N.C. Department of Public Safety: U.S. Department of Justice:			<u>89,987</u>	<u>-</u>	<u>-</u>	<u>25,782</u>
Total U.S. Department of Justice			<u>730,393</u>	<u>-</u>	<u>-</u>	<u>26,900</u>
ENVIRONMENTAL PROTECTION AGENCY						
Passed-Through N.C. Department of Environmental Quality: Capitalization Grants for Clean Water State Revolving Funds:						
Neuse River WWTP Phase III	66.458	CS-370419-18	4,450,520	-	-	-
Crabtree Creek Wastewater Conveyance	66.458	CS370419-19	4,793,326	-	-	-
Centennial Reuse Pipeline	66.458	CS-370419-17	965,951	-	-	-
Total Clean Water State Revolving Funds:			<u>10,209,797</u>	<u>-</u>	<u>-</u>	<u>-</u>
Passed-Through N.C. Department of Environmental Quality: Capitalization Grants for Drinking Water State Revolving Funds:						
E.M. Johnson WTP - Sodium Permanganate	66.468	FS-984338.13	1,484,538	-	-	-
Total Drinking Water State Revolving Funds:			<u>1,484,538</u>	<u>-</u>	<u>-</u>	<u>-</u>
Passed-Through N.C. Department of Environmental Quality:						
Community Waste Reduction and Recycling Project	N/A	Contract No. 6866	21,497	-	-	5,994
Total Passed-Through N.C. Department of Environmental Quality:			<u>11,715,832</u>	<u>-</u>	<u>-</u>	<u>5,994</u>

SCHEDULE OF EXPENDITURES OF FEDERAL AND STATE AWARDS
FOR THE FISCAL YEAR ENDED JUNE 30, 2017

GRANTOR/PASSED-THROUGH GRANTOR/GRANTOR PROGRAM AND/OR PROJECT TITLE	Federal CFDA Number	Grant Number	Fed. (Direct & Pass-through) Expenditures	State Expenditures	Pass-through to Subrecipients	Local (1)
EXPENDITURES OF STATE AWARDS:						
<u>N.C. DEPARTMENT OF TRANSPORTATION</u>						
Direct Programs: Division of Highways: Powell Bill		WBS32570	-	10,600,859	-	-
Direct Programs: Public Transportation Division: Public Transportation Maint Asst Prog		15-SM-016	-	2,803,207	-	-
Total Direct Programs N.C. Department of Transportation:			-	<u>13,404,066</u>	-	-
Passed-Through Triangle J Council of Governments: Transportation Demand Management Grant		TDMRAL17	-	88,681	-	89,268
Total Passed-Through Triangle J Council of Governments:			-	<u>88,681</u>	-	<u>89,268</u>
Total N.C. Department of Transportation			-	<u>13,492,747</u>	-	<u>89,268</u>
<u>N.C. DEPARTMENT OF PUBLIC SAFETY</u>						
Direct Programs: Fire Regional Response Team		RRT42017	-	62,376	-	-
Passed-Through Wake County: Juvenile Crime Prevention Council		2016	-	-	-	406
Juvenile Crime Prevention Council		2017	-	93,350	-	27,553
Total Passed-Through Wake County:			-	<u>93,350</u>	-	<u>27,959</u>
Total N.C. Department of Public Safety			-	<u>155,726</u>	-	<u>27,959</u>
TOTAL EXPENDITURES OF STATE AWARDS:			-	<u>13,648,473</u>	-	<u>117,227</u>
TOTAL EXPENDITURES ALL AWARDS:			\$ <u>51,854,461</u>	\$ <u>16,706,489</u>	\$ <u>1,170,182</u>	\$ <u>9,577,575</u>

Notes to the Schedule of Expenditures of Federal and State Financial Awards:

Note 1: Basis of Presentation

The accompanying schedule of expenditures of federal and State awards (SEFSA) includes the Federal and State grant activity of the City of Raleigh under the programs of the federal government and the State of North Carolina for the year ended June 30, 2017. The information in this SEFSA is presented in accordance with the requirements of Title 2 US Code of Federal Regulations Part 200, Uniform Administrative Requirements, Cost Principles, and Audit Requirements for Federal Awards and the State Single Audit Implementation Act. Because the Schedule presents only a selected portion of the operations of the City of Raleigh, it is not intended to present the financial position, changes in net assets or cash flows of the City of Raleigh.

Note 2: Summary of Significant Accounting Policies

The Schedule of Expenditures of Federal and State Awards is prepared on the modified accrual basis of accounting. Therefore, some amounts presented in this schedule may differ from amounts presented in, or used in the preparation of the basic financial statements. Such expenditures are recognized following the cost principles contained in Uniform Guidance, wherein certain types of expenditures are not allowed or are limited as to reimbursement.

The City of Raleigh has elected not to use the 10% de minimis indirect cost rate as allowed under the Uniform Guidance.

Powell Bill expenditures as reported above represent eligible expenditures reported to the North Carolina Department of Transportation for the fiscal year ending June 30, 2017. The City is required to report annually to the North Carolina Department of Transportation on the accumulated unexpended Powell Bill funds. Unexpended Powell Bill funds are accounted for and maintained within various City funds. The total unexpended balance on-hand at June 30, 2017 is \$-0-.

Where allowed by grant agreement, prior year expenditures that have not been previously tested may be included in the Schedule of Awards at June 30, 2017. Generally, this occurs when grants are awarded after the related project or program has started incurring expenses and retroactive reimbursement is allowed per the funding agreement or when corrections are made due to previous year(s) omissions.

Negative current year expenditures represent adjustments to previously reported balances for grant projects completed during FY16.

Note 3: Loan Balances

The City of Raleigh had the following loan balances outstanding at June 30, 2017 for which the grantor/pass-through grantor has still imposed continuing compliance requirements. The loan balance outstanding is included in the federal expenditures presented in the schedule. For each program, the outstanding loan balance may differ from expenditures presented in the schedule above due to timing of cash receipts.

Program Name	CFDA Number	Pass-through Grantor's Number	Amount Outstanding
SRF D.E. Benton Water Treatment Waste Facility Revolving Loan	66.468	FS-984338	\$6,241,667
SRF Neuse River WWTP Phase II Revolving Loan	66.458	CS-370419-18	\$26,500,369
SRF Crabtree Creek Wastewater Conveyance Revolving Loan	66.458	CS-370419-19	\$14,253,978
SRF E.M. Johnson WTP - Sodium Permanganate Revolving Loan	66.468	FS-984338.13	\$2,967,750
SRF Centennial Reuse Pipeline Revolving Loan	66.458	CS-370419-17	\$2,985,499
SRF Crabtree Creek North Bank Interceptor Revolving Loan	66.458	CS-370419-13	\$7,768,782

(1) Represents City of Raleigh matching and awards from local governments.