



# City of Raleigh

## Annual Report For Grants Received From External Sources



**FY 2015**



This annual report is intended to provide information regarding the grants awarded to and expended by the City during fiscal year 2015.

## Overview of Grants Management Program

The objective of the citywide grants management program is to strengthen the coordination of all City grant activities from grant application through grant closing. The City's receives grants from federal and state sources for traditional programs like housing, transit and other capital purposes as well as local and nonprofit foundation sources for new purposes like recreational facilities and sustainability projects. All require strong monitoring efforts and have important compliance features. The grants management program was designed to incorporate best practices in the three major functions of a grant program:

- governance and budget/administration issues;
- fiscal and program compliance; and
- departmental administration.

For more information on the City of Raleigh's grant program, please contact:

**Kirsten Larson, Grants Program Administrative Manager**

kirsten.larson@raleighnc.gov

919-996-4276

**Shavon Tucker, Grants Program Fiscal Manager**

shavon.tucker@raleighnc.gov

919-996-4994

### Report Overview

This report is divided into two sections. Section 1 includes information on grants awarded to the City of Raleigh during Fiscal Year 2015 (FY15). Section 2 includes information from the audited Schedule of Expenditures for Federal and State Awards (SEFA). Additional description of what is included in each section can be found under the section header.

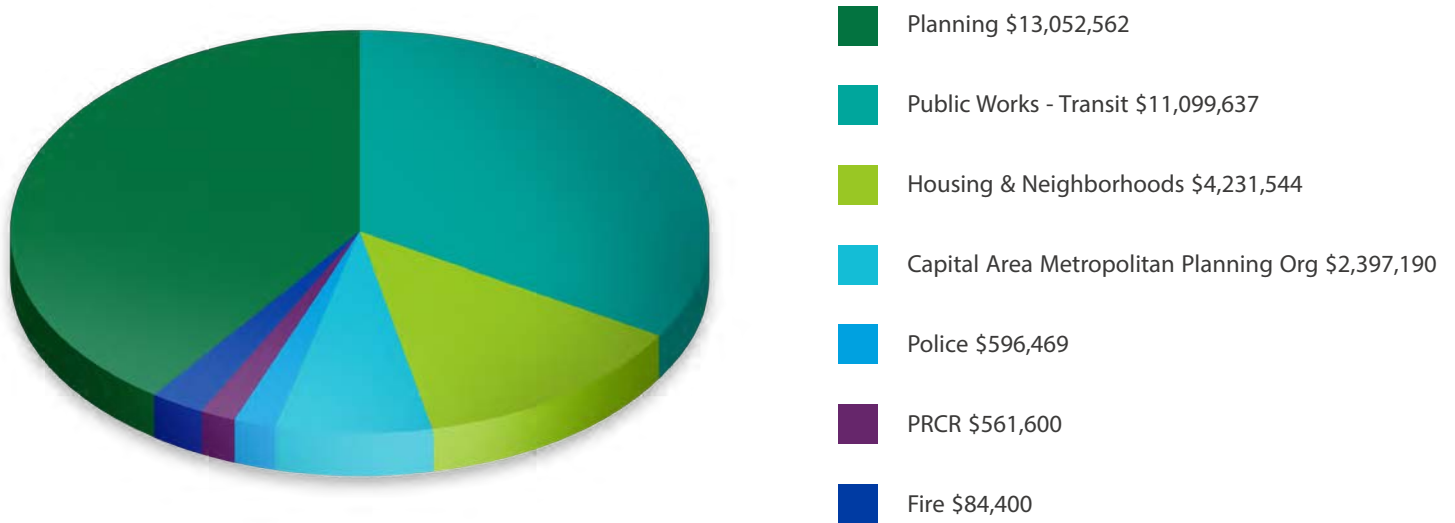




# Section 1: Grants Awarded to the City of Raleigh in FY15

In FY15, the City of Raleigh was awarded and officially accepted 26 grants totaling approximately \$32 million. Total city match required was \$11.4 million. The grant awards by department are detailed in the table and pie chart on the next page. Additional details regarding individual grants are outlined in "Grant Awards by Department".

<b>Total grants received during FY15</b>	<b>26</b>	<b>\$ 32,023,402</b>
Planning	3	\$ 13,052,562
Public Works - Transit	6	\$ 11,099,637
Housing & Neighborghoods	4	\$ 4,231,544
Capital Area Metropolitan Planning Organization	3	\$ 2,397,190
Police	4	\$ 596,469
PRCR	4	\$ 561,600
Fire	2	\$ 84,400





## Grant Awards by Department

### Planning Department – Awarded three grants totaling \$13,052,562.


**Grant Title:** Transportation Investment Generating Economic Recovery (TIGER V): Raleigh Union Station, Phase I – Terminal Building

**Grant Award Amount:** \$11,500,000

**Local Funding:** \$5,750,000

**Funding Source:** U.S. Department of Transportation, Federal Railroad Administration

**Funding Use:** This grant provides funding for the station building for the Raleigh Union Station project.



*Raleigh Union Station before construction*

**Grant Title:** Citywide Bicycle Improvements

**Grant Award Amount:** \$892,562

**Local Funding:** \$223,141

**Funding Source:** U.S. Department of Transportation passed through the N.C. Department of Transportation

**Funding Use:** This grant funding provides for bicycle restriping; striping bike lanes and sharrows along roadways through Raleigh.

**Grant Title:** Lake Dam Bridge Replacement

**Grant Award Amount:** \$660,000

**Local Funding:** \$165,000 (required city match); \$207,000 (other funding contribution by City)

**Funding Source:** U.S. Department of Transportation passed through the N.C. Department of Transportation

**Funding Use:** This project replaces the bridge on Lake Dam Road over Walnut Creek. The project includes design, environmental documentation, right-of-way acquisition, utility relocation, and construction associated with the replacement.

### Public Works Department, Transit Division – Awarded six grants totaling \$11,099,637.

**Grant Title:** Sections 5303 and 5307 Transit Planning Grants

**Grant Award Amount:** \$722,919 (Federal); \$44,153 (State of NC)

**Local Funding:** \$136,575

**Funding Source:** U.S. Department of Transportation, Federal Transit Administration; N.C. Department of Transportation

**Funding Use:** The grant funds six positions, operating expenses and contractual services for consultant work. Work includes (1) research & development of the MPO and transportation improvement programs, (2) monitoring/ updating Title VI and environmental justice planning efforts, including planning for the elderly and disabled, (3) financial, population, and employment forecasts for GoRaleigh long range plan, (4) annual collection of transit system data, (5) support for student population transit planning.

**Grant Title:** Travel Demand Management Grant

**Grant Award Amount:** \$54,705

**Local Funding:** \$54,705

**Funding Source:** N.C. Department of Transportation passed through Triangle J Council of Governments

**Funding Use:** The Travel Demand Management Grant (TDM) pays 50% of the salaries and benefits for one staff person as well as office supply and program marketing expenses. Work includes marketing to downtown employers to provide commuter benefits, maintaining relationships with existing employers, hosting the SmartCommute Challenge/Bike-to-Work Week, and participating in Car Free Day and other public events.

**Grant Title:** Advanced Technology Grant Program

**Grant Award Amount:** \$340,596

**Local Funding:** \$37,844

**Funding Source:** N.C. Department of Transportation

**Funding Use:** The grant allows for the purchase and installation of smartcard technology on seventy Capital Area Transit bus fare boxes. It also allows for the purchase of four desktop card dispensers. Two card dispensers will go to Capital Area Transit, one to Triangle Transit Authority, and one to Durham Area Transit Authority. Implementation will improve customer service by offering reloadable fare cards, reducing boarding time by eliminating transactions at the fare box, and lowering maintenance costs by reducing wear and tear on the fare boxes.



**Grant Title:** New Freedom

**Grant Award Amount:** \$111,307

**Local Funding:** \$101,188

**Funding Source:** U.S. Department of Transportation, Federal Transit Administration

**Funding Use:** This grant (officially titled New Freedom) will provide funds to (1) The Alliance of Disability Advocates to inform and educate their constituency on transit schedules, fares, and rights and responsibilities of both the transit system and the riders, (2) The Center for Volunteer Caregiving to coordinate door to door volunteer transportation services for seniors and disabled adults in outlying areas of Wake Co, and (3) GoRaleigh to provide door to door service for those who need assistance beyond the normal curb to curb service provided under the ART program. FY15 is the last year the City will receive this grant as the federal government is discontinuing this program.

**Grant Title:** Job Access Reverse Commute

**Grant Award Amount:** \$292,437

**Local Funding:** \$0

**Other Match:** \$386,111

**Funding Source:** U.S. Department of Transportation, Federal Transit Administration

**Funding Use:** This grant, officially titled Job Access Reverse Commute (JARC) will fund Knightdale to Raleigh, Zebulon/Wendell to Raleigh and Sunday regional express bus service. Triangle Transit is the sub recipient for all three express bus services. FY15 is the last year the City will receive this grant as the federal government is discontinuing this program.

**Grant Title:** Federal Transit Capital & Maintenance

**Grant Award Amount:** \$9,533,520

**Local Funding:** \$2,383,38

**Funding Source:** U.S. Department of Transportation, Federal Transit Administration

**Funding Use:** This grant provides for continued preventive maintenance of the bus fleet, GoRaleigh access (formerly Accessible Raleigh Transportation Tier II) contractual services, property maintenance for GoRaleigh transit station (formerly Moore Square), and the replacement of approximately seven 40 foot bio-diesel transit buses.

## **Housing and Neighborhoods – Awarded four grants totaling \$4,231,544.**

**Grant Title:** Foster Grandparent Program

**Grant Award Amount:** \$250,538

**Local Funding:** \$132,381 (includes in-kind match)

**Funding Source:** Corporation for National and Community Service

**Funding Use:** The Foster Grandparent Program connects volunteers age 55+ with children with special and exceptional needs, or in circumstances that limit their academic, social, or emotional development. Volunteers serve as mentors/tutors, and assist children with delayed motor or developmental skills, inappropriate social skills, and academic needs at public schools and early education centers. The grant funding pays for 1 FTE position, supplies, and volunteer expenses such as stipends, volunteer recognition, and transportation. This is a multi-year grant. FY15 is continuation year two of three.

**Grant Title:** Community Development Block Grant

**Grant Award Amount:** \$2,690,753

**Local Funding:** \$0

**Funding Source:** U.S. Department of Housing & Urban Development

**Funding Use:** The Community Development Block Grant (CDBG), one of the longest-running programs of the U.S. Department of Housing and Urban Development (HUD), funds local community development activities such as affordable housing, anti-poverty programs, and infrastructure development. The City uses CDBG for neighborhood revitalization, housing rehabilitation, grants to nonprofit groups serving low-income persons, job training, home buyer training, and replacing aging utilities in low-income neighborhoods.

**Grant Title:** HOME Investment Partnerships Program

**Grant Award Amount:** : \$1,073,168

**Local Funding:** \$216,721

**Funding Source:** U.S. Department of Housing & Urban Development

**Funding Use:** The HOME Investment Partnership Program (HOME) provides formula grants to states and localities which are used to fund a wide range of activities including building, buying, and/or rehabilitating affordable housing for rent or homeownership or providing direct rental assistance to low income people. HOME is the largest federal block grant to state and local governments designed exclusively to create affordable housing for low-income households. The City uses HOME funds for low interest loans for development of new affordable rental housing (or acquisition/rehabilitation of existing affordable apartments) and housing rehabilitation.

**Grant Title:** Emergency Solutions Grant

**Grant Award Amount:** \$217,085

**Local Funding:** \$0

**Funding Source:** U.S. Department of Housing & Urban Development

**Funding Use:** Emergency Solution Grant (ESG) funds may be used for five program components: street outreach, emergency shelter, homelessness prevention, rapid re-housing assistance, and HMIS; as well as administrative activities. The City provides ESG funds to local nonprofit organizations who provide for homelessness prevention, re-housing the homeless, and emergency shelter.

### **Capital Area Metropolitan Planning Organization - Three funding allocations totaling \$2,397,190.**

**Grant Title:** 20.205 Sec 104(f) PL - FY15

**Grant Award Amount:** :\$657,190

**City Match/Other Local Funding:** \$167,355

**Funding Source:** U.S. Department of Transportation passed through the N.C. Department of Transportation

**Funding Use:** Federal Highway Administration (FHWA) funds for urbanized areas are administered by NCDOT, used to support transportation planning activities in the urban area, and require a minimum 20% local match. The Metropolitan (PL) funding apportionment to the state is distributed to the MPOs through a population-based formula. The PL fund levels are based on the continuing resolution authorizing Safe, Accountable, Flexible, Efficient, Transportation Equity Act – A Legacy for Users (SAFETEA-LU) funding levels. Funding levels shown include the annual allocation plus any unobligated balance from the previous year.

**Grant Title:** 20.205 Sec 104(f) STPDA - FY15

**Grant Award Amount:** \$1,600,000

**City Match/ Other Local Dues:** \$439,803 (including dues from surrounding area members)t

**Funding Source:** Federal Highway Administration

**Funding Use:** The Direct Attributable (DA) portion of the Surface Transportation Program (STP) funds are designated by SAFETEA-LU for use by Transportation Management Areas (TMAs are MPOs with populations exceeding 200,000). By agreement between the Capital Area MPO and NCDOT, a portion of these funds is flexed for MPO transportation planning. STP-DA funds are used to fund major emphasis areas as described in the main FY15 Unified Planning Work Program (UPWP) document. A total of \$1.6 million of STP-DA funds are programmed in FY 2014-2015 UPWP.

**Grant Title:** 20.205 CAMPO State Planning and Research (SPR)

**Grant Award Amount:** \$140,000

**Local Funding:** \$35,000

**Funding Source:** N.C. Department of Transportation (NCDOT)

**Funding Use:** These federal funds are allocated to and distributed by NCDOT in support of planning studies. The 20% match required match is provided by NCDOT



## Police Department – Awarded four grants totaling \$596,469.


**Grant Title:** Justice Assistance Grant – Facial Recognition Software

**Grant Award Amount:** \$43,650

**Local Funding:** \$14,550

**Funding Source:** U.S. Department of Justice passed through the N.C. Department of Public Safety

**Funding Use:** This grant funding purchases facial recognition software allowing police personnel to compare images of unknown suspects at crime scenes to images of suspects from other crime scenes or to intake photos of suspects booked at the Wake County Jail. The Raleigh Police Department (RPD) also accepts and processes images from other Wake County law enforcement agencies upon request.



**Grant Title:** Crash Reconstruction Unit Equipment

**Grant Award Amount:** \$45,675

**Local Funding:** \$15,225

**Funding Source:** U.S. Department of Transportation passed through the N.C. Department of Transportation

**Funding Use:** The grant funds the purchase of equipment to assist RPD's 4-member Crash Reconstruction Unit with the investigation and adjudication of very serious and/or fatal motor vehicle crashes, and provides continuing education for the CRU officers to ensure they are qualified as reconstruction experts in court.

**Grant Title:** DWI Squad

**Grant Award Amount:** \$339,293

**Local Funding:** \$59,875

**Funding Source:** U.S. Department of Transportation passed through the N.C. Department of Transportation

**Funding Use:** The grant funds the second year of the DWI Squad, including salaries and benefits for 5 positions, promotional materials, and travel expenses for in-state and out-of-state training opportunities. This squad serves to improve the safety of the motoring public through the detection and arrest of impaired drivers.

**Grant Title:** Police Equipment and Overtime Projects for Community Crime Solutions (Problem-Oriented Policing)

**Grant Award Amount:** \$167,851

**Local Funding:** \$0

**Funding Source:** U.S. Department of Justice

**Funding Use:** This grant funds officer overtime to conduct problem-oriented policing (POP) projects that seek to solve crime problems through community outreach, youth education and crime prevention, community problem solving, and intelligence-led policing training. This formula funding is provided annually to law enforcement agencies to allow for program and equipment opportunities. The Raleigh Police Department (RPD) and Wake County Sheriff's Office are allocated a certain amount of formula funding that they must share, with one agency acting as fiscal agent; the RPD will serve as fiscal agent for 2015 JAG funds.

## Parks, Recreation & Cultural Resources – Awarded four grants totaling \$561,600.

**Grant Title:** Juvenile Crime Prevention Council

**Grant Award Amount:** \$88,300 (State of NC); \$5,050 (Wake County)

**Local Funding:** \$28,005

**Funding Source:** N.C. Department of Public Safety through Wake County

**Funding Use:** The Parks, Recreation and Cultural Resources Teen Program and the Police Department's Youth and Family Services Division collaborate to engage youth in a service continuum designed to serve high risk and gang-involved youth in after-school recreation and leisure services and summer enrichment programming. The initiative is designed to deter youth from anti-social attitudes and behavior and promote protective factors in participants. Grant funds are used for part-time salaries, travel and program supplies.

**Grant Title:** Healthy Communities - Creating a Healthy Oasis in the Desert

**Grant Award Amount:** \$210,000

**Local Funding:** \$0

**Funding Source:** John Rex Endowment

**Funding Use:** The main objective of this grant is to encourage healthy activity and fitness in areas without 1/2 mile proximity to a playground. Grant funding will provide for improvements to playgrounds at Poe and Walnut Creek elementary schools, a Shared Use Agreement with Wake County Public School System to allow weekend access to the playgrounds, and community events at the playgrounds to encourage use by local residents.

**Grant Title:** Visual Art Discovery

**Grant Award Amount:** \$8,250

**Local Funding:** \$0

**Funding Source:** John F. Kennedy Center for the Performing Arts

**Funding Use:** The International Organization on Arts & Disability Children's Visual Art Discovery program provides students with disabilities, age 3 to 22, the skills to create original works of visual art, the opportunity to explore a variety of visual arts medium and genres. The program focuses on aesthetics, flexible thinking, experimentation, and the development of visual-spatial abilities, reflection and communication skills, and an understanding and appreciation of art.



Visual Art Discovery – Paste Painting

**Grant Title:** Horseshoe Farmhouse Reuse

**Grant Award Amount:** \$250,000

**Local Funding:** \$1,600,000

**Funding Source:** N.C. Department of Environmental Quality

**Funding Use:** This grant funds the design and renovation of the existing farmhouse at Horseshoe Farm Nature Preserve into classroom space for environmental education and arts and an art gallery as well as other components of phase I development of Horseshoe Farm.

### **Fire Department – Awarded two grants totaling \$84,400.**

**Grant Title:** Regional Hazardous Materials Emergency Response Team

**Grant Award Amount:** \$57,000

**Local Funding:** \$0

**Funding Source:** N.C. Department of Public Safety, Division of Emergency Management

**Funding Use:** The grant supports the City of Raleigh’s Hazardous Materials Response Team through reimbursement of administrative, training, medical surveillance, and worker’s compensation costs. This allows the hazmat team personnel to maintain required certifications and training levels as mandated by the State. This includes routine physicals to ensure personnel are fit for this special type of duty and covering any associated worker’s compensation costs.

**Grant Title:** Hazardous Materials Response Equipment

**Grant Award Amount:** \$27,400

**Local Funding:** \$0

**Funding Source:** U.S. Department of Homeland Security passed through the N.C. Department of Public Safety

**Funding Use:** The grant funds hazardous materials response equipment under the State Homeland Security Program to ensure the State, including the City-based Regional Response Team (RRT-4), is equipped with updated detection and monitoring capabilities to safely and efficiently respond to hazards, in particular high consequence events including Weapons of Mass Destruction (WMD), Chemical, Biological, Radiological, Nuclear, Explosive (CBRNE) elements, and Hazardous Materials (HazMat).



*SCOTT\_RIT Pack. Rapid Intervention emergency air supply for in-suit emergencies.*



*Retrofit Lighting for Hazmat 2*

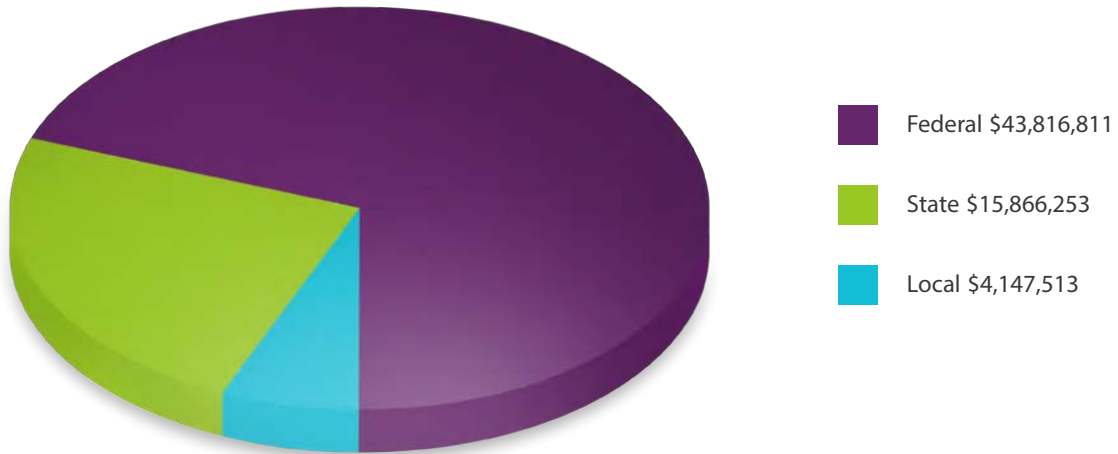




## Section 2: City of Raleigh Grant Expenditures in FY15

During FY15, the City expended \$63.8 million in grant funding; \$43.8 million from federal sources, \$15.9 million from state sources and \$4.1 million from local sources (see Chart 1).

**Chart 1: Breakout of FY15 Total Grant Expenditures**

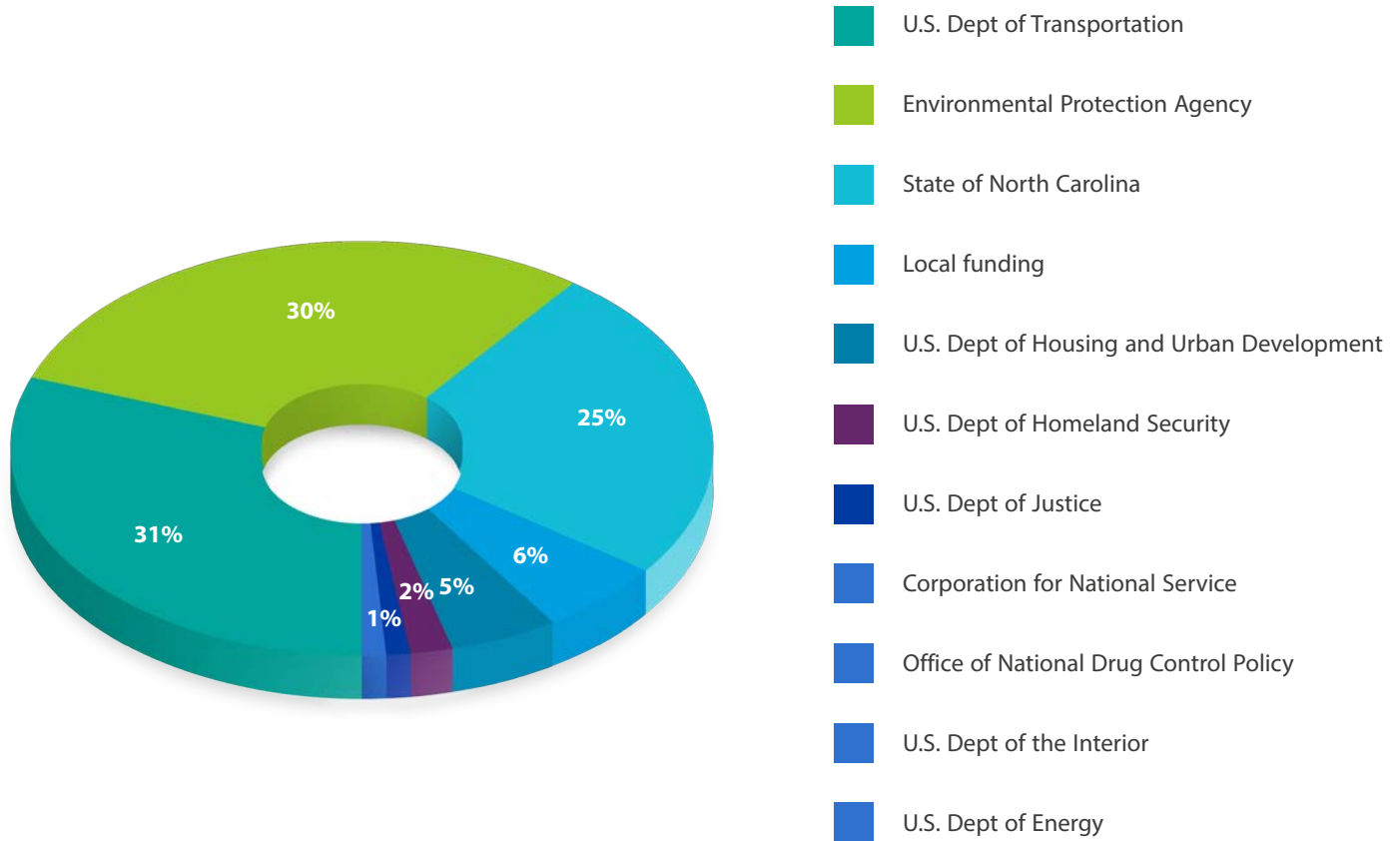


A detailed breakout of the sources is noted in Table 1 and Chart 2 below.

**Table 1: Grants Expenditures by Agency**

U.S. Dept of Transportation	\$ 19,736,385
Environmental Protection Agency	\$ 18,953,187
State of North Carolina	\$ 15,866,253
Local funding	\$ 4,147,513
U.S. Dept of Housing and Urban Development	\$ 3,425,984
U.S. Dept of Homeland Security	\$ 957,053
U.S. Dept of Justice	\$ 420,546
Corporation for National Service	\$ 291,491
Office of National Drug Control Policy	\$ 19,628
U.S. Dept of the Interior	\$ 10,500
U.S. Dept of Energy	\$ 291,491
	<b>\$ 63,830,577</b>

**Chart 2: Grant Expenditures by Agency**



A portion of the expended federal funding from the Environmental Protection Agency is State Revolving Fund loans which support both drinking water and clean water projects. The Drinking Water State Revolving Fund (DWSRF) program is a federal-state partnership to help ensure safe drinking water. Created by the 1996 Amendments to the Safe Drinking Water Act (SDWA) the program provides financial support in the form of low/no interest loans to water systems and to state safe water programs. The Clean Water State Revolving Fund (CWSRF) was established by the 1987 amendments to the Clean Water Act (CWA) as a financial assistance program for a wide range of water infrastructure projects, under 33 U.S. Code §1383. The program is a powerful partnership between EPA and the states that replaced EPA’s Construction Grants program. States have the flexibility to fund a range of projects that address their highest priority water quality needs.

Additional detail regarding expenditures for this program and others can be found in the FY15 Schedule of Expenditures of Federal and State Awards (SEFA) in Appendix 1. The SEFA is part of the City’s annual Comprehensive Annual Financial Report (CAFR).



# Appendix

## SCHEDULE OF EXPENDITURES OF FEDERAL AND STATE AWARDS FOR THE FISCAL YEAR ENDED JUNE 30, 2015

GRANTOR/PASSED-THROUGH GRANTOR/GRANTOR PROGRAM AND/OR PROJECT TITLE	Federal CFDA Number	Grant Number	Fed. (Direct & Pass-through) Expenditures	State Expenditures	Local
<b>EXPENDITURES OF FEDERAL AWARDS:</b>					
<u>U.S. DEPARTMENT OF TRANSPORTATION</u>					
Direct Programs: Federal Transit Administration:					
Capital Assistance - Section 9	20.507	NC-90-X488-00	\$ 102,216	\$ -	\$ 25,554
Capital Assistance - Section 9	20.507	NC-90-X509-00	37,132	-	9,283
Capital Assistance - FTA 5307	20.507	NC-90-X528-00	669,849	-	171,007
Capital Assistance - FTA 5307	20.507	NC-90-X559-00	4,878,501	385,738	833,887
Planning Assistance - Section 9	20.507	NC-90-X488-00	40,000	-	10,000
CMAQ Replacement Buses	20.507	NC-95-X065-00	3,647,623	451,908	460,000
Federal Transit Buses	20.507	NC-34-0005	676,165	84,520	84,521
Federal Transit Cap & Maint 2015	20.507	FFY 15 CAP PL	2,564,073	-	641,018
Job Access Remote Commute	20.516	NC-37-X031-01	86,167	-	-
Job Access Remote Commute	20.516	NC-37-X031-02	57,326	-	-
New Freedom 2013	20.521	NC-57-X016-00	5,138	-	-
New Freedom 2014	20.521	NC-57-X016-01	64,465	-	-
New Freedom 2015	20.521	NC-57-X016-02	7,558	-	-
Total Direct Programs Federal Transit Administration:			<u>12,836,213</u>	<u>922,166</u>	<u>2,235,270</u>
Direct Programs: Federal Railroad Administration:					
FY12 TIGER Raleigh Union Station - Phase I	20.933	FR-TII-0020-13-01-00	<u>2,776,544</u>	<u>692,147</u>	<u>-</u>
<b>Total Direct Programs U.S. Department of Transportation:</b>			<b><u>15,612,757</u></b>	<b><u>1,614,313</u></b>	<b><u>2,235,270</u></b>

# Appendix

## SCHEDULE OF EXPENDITURES OF FEDERAL AND STATE AWARDS FOR THE FISCAL YEAR ENDED JUNE 30, 2015

GRANTOR/PASSED-THROUGH GRANTOR/GRANTOR PROGRAM AND/OR PROJECT TITLE	Federal CFDA Number	Grant Number	Fed. (Direct & Pass-through) Expenditures	State Expenditures	Local
Passed-Through North Carolina Department of Transportation:					
Planning Assistance - Section 9	20.507	NC-90-X559-00	\$ 26,034	\$ -	\$ 17,269
Planning Assistance - Section 9 (5307)	20.507	15-08-101	151,862	18,983	18,983
Moore Square Station-FY10 STPDA	20.507	NC-95-X043-00	44,279	-	11,070
Raleigh Priority Sidewalk	20.205	EL-5100ID	32,000	-	8,000
STP-DA Lake Wheeler Road	20.205	U-5504	84,316	-	21,079
Creedmoor Road Sidewalk Improvements	20.205	EL-5100IE	21,872	-	5,468
City-wide Traffic Signal Upgrade	20.205	C-4923	708,590	-	177,148
FHWA Falls of Neuse Widening	20.205	U-4901	319,488	-	79,872
Capital Boulevard Improvements	20.205	U-5514	85,707	-	21,427
Section 104(f) PL	20.205	WBS39225.1.4	657,191	-	167,355
Section 104(f) STPDA	20.205	WBS39225.1.21	899,233	-	439,803
NE Area Study	20.205	WBS49004.1	25,000	-	-
Downtown Pedestrian Safety Improvements	20.205	EL-5100IF	41,453	-	10,363
Neuse River Trail – Horseshoe Bend	20.205	EB-5545	287,114	71,778	-
Planning Assistance - Section 9 (5303)	20.505	15-08-101	353,224	44,153	44,153
GHSP Crash Reconstruction	20.600	PT-15-09-29	32,421	-	10,807
DWI Squad	20.607	154AL-14-18-05	108,733	-	-
DWI Squad	20.607	154AL-15-02-04	238,080	-	42,014
Total Passed-Through North Carolina Department of Transportation:			<u>4,116,597</u>	<u>134,914</u>	<u>1,074,811</u>
Passed-Through N.C. Department of Environment and Natural Resources:					
NCDENR Recreational Trail Program	23.219	Contract 4150	7,031	-	2,344
<b>Total U.S. Department of Transportation</b>			<b><u>19,736,385</u></b>	<b><u>1,749,227</u></b>	<b><u>3,312,425</u></b>
<u>U.S. DEPARTMENT OF ENERGY</u>					
Direct Programs:					
<b>ARRA</b> - Geothermal Technologies	81.087	DE-EE0002808	\$ 2,037	\$ -	\$ 2,037
<b>Total U.S. Department of Energy</b>			<b><u>2,037</u></b>	<b><u>1,749,227</u></b>	<b><u>2,037</u></b>

# Appendix

## SCHEDULE OF EXPENDITURES OF FEDERAL AND STATE AWARDS FOR THE FISCAL YEAR ENDED JUNE 30, 2015

GRANTOR/PASSED-THROUGH GRANTOR/GRANTOR PROGRAM AND/OR PROJECT TITLE	Federal CFDA Number	Grant Number	Fed. (Direct & Pass-through) Expenditures	State Expenditures	Local
<u>CORPORATION FOR NATIONAL SERVICE</u>					
Direct Programs:					
Retired Senior Volunteers Program	94.002	11SRNC001	\$ 40,953	\$ -	\$ 86,579
Foster Grandparents Program	94.011	14SFSNC001	250,538	-	130,076
<b>Total Corporation for National Service</b>			<b>291,491</b>	<b>-</b>	<b>216,655</b>
<u>U.S. DEPARTMENT OF HOUSING AND URBAN DEVELOPMENT</u>					
Direct Programs:					
Community Development Block Grant - Entitlement	14.218	B13MC370009	\$ 2,013,492	\$ -	\$ -
HOME Grant Program	14.239	M08-MC370206	194,872	-	48,793
HOME Grant Program	14.239	M09-MC370206	100,819	-	25,244
HOME Grant Program	14.239	M10-MC370206	213,977	-	53,577
HOME Grant Program	14.239	M11-MC370206	201,704	-	50,504
HOME Grant Program	14.239	M13-MC370206	30,448	-	7,624
HOME Grant Program	14.239	M14-MC370206	482,467	-	120,802
Emergency Shelter	14.231	E13MC370005	56,487	-	-
Emergency Shelter	14.231	E14MC370005	131,718	-	-
<b>Total U.S. Department of Housing and Urban Development</b>			<b>3,425,984</b>	<b>-</b>	<b>306,544</b>
<u>U.S. DEPARTMENT OF JUSTICE</u>					
Direct Programs:					
2013 JAG Asst Grant	16.738	2014-DJ-BX-0967	\$ 2,698	\$ -	\$ -
Equitable Sharing	16.922	2015Equitable Sharing	284,295	-	-
Total Direct Programs U.S. Department of Justice:			286,993	-	-
Passed -Through Wake County:					
2011 JAG Asst Grant	16.738	2011-DJ-BX-2526	1,750	-	-
2012 JAG Asst Grant	16.738	2012-H2540-NC-DJ	4,440	-	-
2013 JAG Asst Grant	16.738	2013-H4841-NC-DJ	83,713	-	-
Total Passed-Through Wake County:			89,903	-	-
Passed-Through N.C. Department of Crime Control & Public Safety:					
Facial Recognition Software	16.738	2013-DJ-BX-0189	43,650	-	14,550
<b>Total U.S. Department of Justice</b>			<b>420,546</b>	<b>-</b>	<b>14,550</b>



# Appendix

## SCHEDULE OF EXPENDITURES OF FEDERAL AND STATE AWARDS FOR THE FISCAL YEAR ENDED JUNE 30, 2015

GRANTOR/PASSED-THROUGH GRANTOR/GRANTOR PROGRAM AND/OR PROJECT TITLE	Federal CFDA Number	Grant Number	Fed. (Direct & Pass-through) Expenditures	State Expenditures	Local
<b>EXPENDITURES OF FEDERAL AWARDS:</b>					
<u>ENVIRONMENTAL PROTECTION AGENCY</u>					
Direct Programs:			\$	\$	\$
D.E. Benton Water Treatment Waste Facility STAG	66.202	95491712	338,604	-	-
Passed-Through N.C. Department of Environ- ment and Natural Resources:			-	-	-
Crabtree Creek North Bank	66.458	CS-370419-13	1,183,333	-	-
Neuse River WWTP Phase III	66.458	CS-370419-18	12,758,112	-	-
D.E. Benton Water Treatment Waste Facility	66.468	FS-984338	4,673,138	-	-
Total Passed-Through N.C. Department of Environ- ment and Natural Resources:			18,614,583	-	-
<b>Total Environmental Protection Agency</b>			<b>18,953,187</b>	<b>-</b>	<b>-</b>
<u>U.S. DEPARTMENT OF HOMELAND SECURITY</u>					
Passed-Through N.C. Department of Crime Control & Public Safety					
FEMA-Pre-Disaster Mitigation	97.017	PDMC-PJ-04-NC-2011-004	\$ 126,086	\$ -	\$ 42,029
Hazardous Materials Response- Equipment	97.067	EMW-2014-SS-00069-S01	24,596	-	-
Total Passed-Through N.C. Department of Crime Control & Public Safety:			150,682	-	42,029
Passed-Through N.C. Division of Emergency Management: Hazard Mitigation	97.039	HMGP 1969-008	806,371	268,790	-
<b>Total U.S. Department of Homeland Security</b>			<b>957,053</b>	<b>268,790</b>	<b>42,029</b>

# Appendix

## SCHEDULE OF EXPENDITURES OF FEDERAL AND STATE AWARDS FOR THE FISCAL YEAR ENDED JUNE 30, 2015

GRANTOR/PASSED-THROUGH GRANTOR/GRANTOR PROGRAM AND/OR PROJECT TITLE	Federal CFDA Number	Grant Number	Fed. (Direct & Pass-through) Expenditures	State Expenditures	Local
<u>OFFICE OF NATIONAL DRUG CONTROL POLICY</u>					
HITDA-2014(Durham FA)	95.001	G14GA0004A	\$ 18,810	\$ -	\$ 2,980
HITDA-2015(Durham FA)	95.001	G15GA0004A	818	-	47
<b>Total Office of National Drug Control and Policy</b>			<b><u>19,628</u></b>	<b><u>-</u></b>	<b><u>3,027</u></b>
<u>U.S. DEPARTMENT OF THE INTERIOR</u>					
Passed-Through N.C. Department of Cultural Resources:		-			
Historic Preservation Analysis	15.904	N/A	\$ 10,500	\$ -	\$ 10,500
<b>TOTAL EXPENDITURES OF FEDERAL AWARDS:</b>			<b><u>43,816,811</u></b>	<b><u>2,018,017</u></b>	<b><u>3,907,767</u></b>
<u>N.C. DEPARTMENT OF TRANSPORTATION</u>					
Powell Bill		WBS32570	\$ -	\$ 10,512,455	\$ -
Public Transportation Maint Asst Prog		15-SM-015	-	2,368,993	-
Advanced Technology Grant		15-AT-101	-	320,596	37,844
<b>Total N.C. Department of Transportation</b>			<b><u>-</u></b>	<b><u>13,202,044</u></b>	<b><u>37,844</u></b>
<u>N.C. DEPARTMENT OF CRIME CONTROL AND PUBLIC SAFETY</u>					
Fire Regional Response Team		RRT42012	\$ -	\$ 50,739	\$ -
<b>Total N.C. Department of Crime Control &amp; Public Safety</b>			<b><u>-</u></b>	<b><u>50,739</u></b>	<b><u>-</u></b>

# Appendix

## SCHEDULE OF EXPENDITURES OF FEDERAL AND STATE AWARDS FOR THE FISCAL YEAR ENDED JUNE 30, 2015

GRANTOR/PASSED-THROUGH GRANTOR/GRANTOR PROGRAM AND/OR PROJECT TITLE	Federal CFDA Number	Grant Number	Fed. (Direct & Pass-through) Expenditures	State Expenditures	Local
<u>N. C. DEPARTMENT OF AGRICULTURE AND CONSUMER SERVICES</u>					
Fire Regional Response Team		G40100278814RS	\$ -	\$ 87,647	\$ -
<b>Total N.C. Department of Agriculture and Consumer Services</b>			<b>-</b>	<b>87,647</b>	<b>-</b>
<u>N. C. DEPARTMENT OF ENVIRONMENT AND NATURAL RESOURCES</u>					
Innovative Stormwater Proposal 2008-1018		GA-10046	\$ -	\$ 46,176	\$ -
Rainwater Harvesting at Fire Stations		2008-1019	-	103,859	-
Community Waste Reduction and Recycling Grant		Contract #5961	-	12,154	17,550
Fletcher Park Retentions Pond		2007-714	-	116,370	-
Pigeon House Branch		2007-714	-	163,630	-
<b>Total N. C. Department of Environment and Natural Resources</b>			<b>-</b>	<b>442,189</b>	<b>17,550</b>
<b>TOTAL EXPENDITURES OF STATE AWARDS:</b>			<b>-</b>	<b>13,782,619</b>	<b>55,394</b>
<u>WAKE COUNTY</u>					
Juvenile Crime Prevention Council		N/A W	\$ -	\$ -	\$ 120,657
<u>TRIANGLE J COUNCIL OF GOVERNMENTS</u>					
Bicycle & Pedestrian Outreach		TDMRALBP15	-	13,159	12,780
Transportation Demand Management Grant		TDMRAL14	-	1,186	-
Transportation Demand Management Grant		TDMRAL15	-	51,272	50,915
<b>TOTAL EXPENDITURES OF OTHER AWARDS:</b>			<b>-</b>	<b>65,617</b>	<b>184,352</b>
<b>TOTAL EXPENDITURES ALL AWARDS:</b>			<b>\$43,816,811</b>	<b>\$15,866,253</b>	<b>\$4,147,513</b>

# Appendix

## NOTES

The Schedule of Expenditures of Federal and State Awards is prepared on the modified accrual basis of accounting. The information in this schedule is presented in accordance with the requirements of OMB Circular A-133, Audits of States, Local Governments, and Non-Profit Organizations and the State Single Audit Implementation Act. Therefore, some amounts presented in this schedule may differ from amounts presented in, or used in the preparation of the basic financial statements.

Powell Bill expenditures as reported above represent eligible expenditures reported to the North Carolina Department of Transportation for the fiscal year ending June 30, 2015. The City is required to report annually to the North Carolina Department of Transportation on the accumulated unexpended Powell Bill funds. Unexpended Powell Bill funds are accounted for and maintained within various City funds. The total unexpended balance on-hand at June 30, 2015 is \$-0-.

Where allowed by grant agreement, prior year expenditures that have not been previously tested may be included in the Schedule of Awards at June 30, 2015. Generally, this occurs when grants are awarded after the related project or program has started incurring expenses and retroactive reimbursement is allowed per the funding agreement or when corrections are made due to previous year(s) omissions.

### Loans Outstanding

City of Raleigh had the following loan balances outstanding at June 30, 2015. The loan balance outstanding is included in the federal expenditures presented in the schedule:

SRF Crabtree Revolving Loan CFDA # 66.458 Project CS-370419-13 The loan balance outstanding of \$8,739,880 is included in the federal expenditures per the above schedule. The outstanding loan balance includes expenditures from prior years, however, expenditures in the above

SRF D.E. Benton Water Treatment Waste Facility Revolving Loan CFDA # 66.468 Project FS-984338 The loan balance outstanding of \$6,655,618 is included in the federal expenditures per the above schedule. The outstanding loan balance differs from expenditures presented in schedule above due to timing of cash receipts. s=Schedule include only current year activity.

SRF Neuse River WWTP Phase II Revolving Loan CFDA # 66.458 Project CS-370419-18 The loan balance outstanding of \$14,888,304 is included in the federal expenditures per the above schedule. The outstanding loan balance differs from expenditures presented in schedule above due to timing of cash receipts.

(1) Represents City of Raleigh matching and awards from local governments.





# **Annual Report For Grants**

Received From External Sources