



City of Raleigh

Recovery Plan

State and Local Fiscal Recovery Funds 2025 Report



Table of Contents

General Overview	4
Executive Summary	4
Uses of Funds	4
Promoting Equitable Outcomes	7
Community Engagement.....	8
Labor Practices	9
Performance Report.....	10
 Project Inventory	 14
Project By List	14



Raleigh City Council



Janet Cowell
MAYOR



Jonathan
Lambert-Melton
AT LARGE



Stormie D. Forte
AT LARGE, Mayor
Pro Tem



Mitchell Silver
DISTRICT A



Megan Patton
DISTRICT B



Corey Branch
DISTRICT C



Jane Harrison
DISTRICT D



Christina Jones
DISTRICT E

GENERAL OVERVIEW

Executive Summary

The U.S. Treasury's State and Local Fiscal Recovery Fund (SLFRF) presented a phenomenal opportunity for the City of Raleigh (City) to address the disparate and disproportionate effects of the coronavirus on our communities. In accepting and deploying these funds, the City's primary goal has been to ensure an equitable, strategic, and lasting recovery benefiting all residents.

This report provides a comprehensive overview of Raleigh's plan and progress in utilizing the allocated funds to address both immediate and ongoing needs while keeping a focus on long-term opportunities. Our efforts have centered on supporting public health initiatives to combat the impact of COVID-19 and improving outcomes for those affected. Additionally, the City has provided critical resources to families, children, and businesses that have faced economic hardships as a result of the pandemic.

The City stands committed to investing in its operations and infrastructure, with an aim to sustain Raleigh as a high-quality community of choice in North Carolina for current and future generations.

Throughout the pandemic, the City remained dedicated to helping residents survive and navigate the complex challenges presented by the crisis. The American Rescue Plan Act (ARPA), signed into law on March 11, 2021, has been instrumental in providing financial aid to support various aspects of the pandemic response. With total awarded funding of \$73.2 million, ARPA has bolstered support to historically underserved communities, aided small businesses, and offered support to individuals and families of Raleigh. Per U.S. Treasury guidance, these funds were required to be encumbered by December 31, 2024, and expended by December 31, 2026.

ARPA funds awarded by the U.S. Department of Treasury represent a once-in-a-generation investment in our ever-growing community, enabling the City to develop and implement an inclusive, robust recovery strategy for roughly 493,589 residents across a 148.5 square mile jurisdiction. The City of Raleigh prioritized projects and initiatives that responded to public health needs, supported economic recovery, and enhanced infrastructure. Prior to finalizing its plan for ARPA funds, the City led community engagement efforts with residents and stakeholder groups to identify areas of greatest need and maximize impact. Staff have continued engagement efforts throughout the period of performance to ensure that ARPA-funded programs align with present community priorities.

The City has utilized its ARPA award to uplift our residents and build a resilient future. A listing of all current ARPA projects can be found on the City's website at [American Rescue Plan Act \(ARPA\) Funding | Raleighnc.gov](https://www.raleighnc.gov/american-rescue-plan-act-arpa-funding). Key public health efforts supported by ARPA funds include community health initiatives, housing and homelessness programming, transit projects, and infrastructure improvements. In addition, the City used ARPA funds to address the economic impacts of the pandemic, providing assistance to small businesses and nonprofits. ARPA funding further afforded the City an opportunity to invest in long-term infrastructure and community projects, such as transportation improvements, affordable housing, and environmental sustainability initiatives.

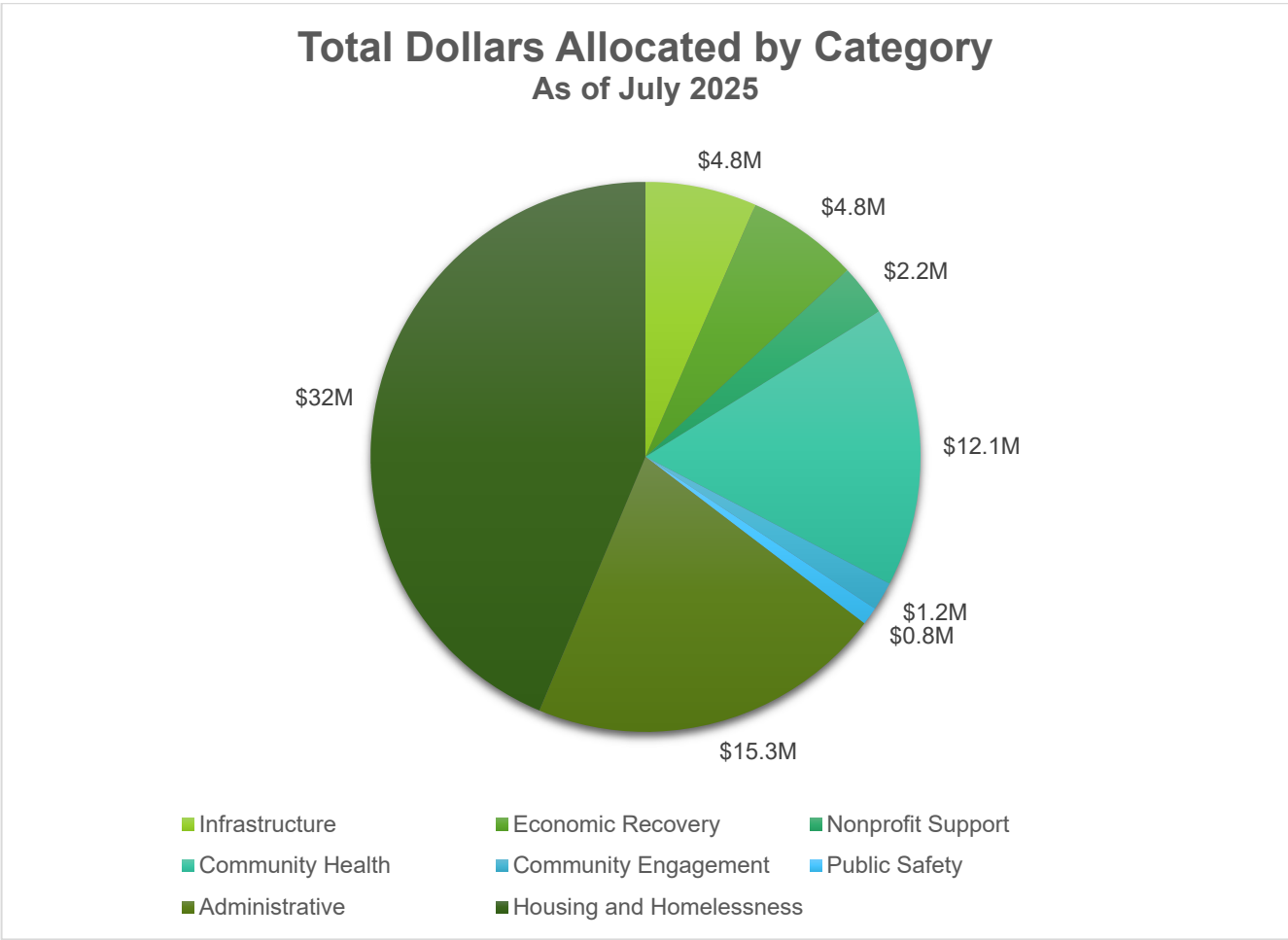
To deploy ARPA funding, the City used a Phased Approach. The primary objective of Phase 1, which was launched in August 2021, was to offer prompt relief to counteract the adverse effects of the COVID-19 pandemic. During this phase, the City focused on providing aid to organizations that serve communities disproportionately affected by the pandemic, supporting small businesses and the hospitality industry (including revitalizing downtown areas), identifying revenue deficits, and determining appropriate and impactful ways to use the funding.

In Phase 2 (September 2021 - July 2022), the City transitioned from efforts to address immediate needs to projects aimed at achieving community goals jointly identified by City Council and Raleigh residents. Following City Council direction and informed by community conversations, the City developed and implemented projects that reflected residents' current and longer-term priorities.

Throughout Phase 3 (July 2022 – December 2024), the City continued to monitor ARPA projects and reassess community needs to ensure funding was fully obligated by the U.S. Treasury deadline. By December 31, 2024, the City of Raleigh had fully obligated its ARPA award. In line with U.S. Treasury requirements, the City must expend its appropriated funding by December 31, 2026.

Since 2020, the City has committed significant resources to helping constituents manage hardships from the pandemic – from public health programs and financial assistance for small businesses to infrastructure and transportation enhancements that will benefit Raleigh residents for years to come. The City has strategically allocated ARPA funding to the community in the form of small business capacity-building grants, non-profit technical assistance rental support, eviction prevention assistance, housing and homelessness initiatives, reinvestments in community engagement activities, and downtown activation events.

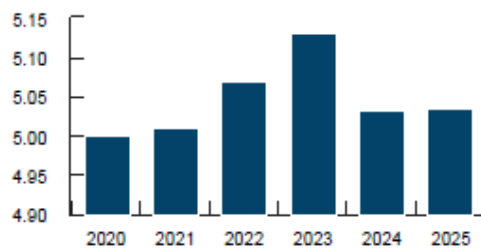
With our people and our community at the forefront, the City’s first step was to solicit community input from a variety of stakeholders in the jurisdiction including residents, nonprofit and community organizations, and businesses. This feedback, coupled with the City’s overarching strategic goals and the priorities of its elected leaders, resulted in the following strategic areas for ARPA investment:



Urban Measures

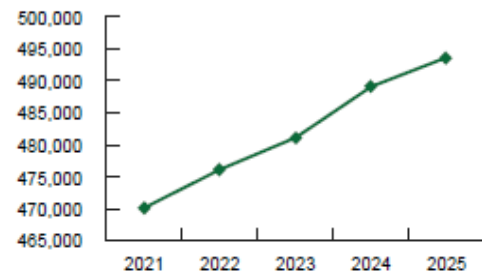
Raleigh, North Carolina is one of the fastest-growing cities in the nation. Known as the "City of Oaks" for its tree-lined streets, the City is home to a growing and diverse population of approximately 493,589 residents. Urban system measures help to gauge the quality of life of residents in the community. In many instances, the City does not have total control over the results of these performance measures, but City policies and actions can affect the outcomes.

Population Density



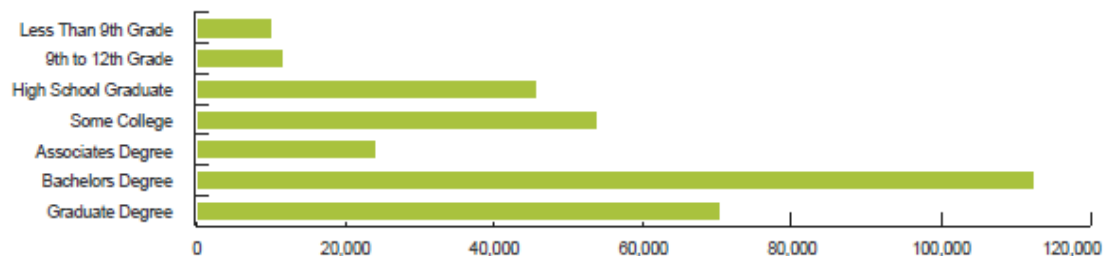
The total population of the city divided by the total acres within city limits. Acreage as of January 1 each year.
Population data from the World Population Review.

Total Population



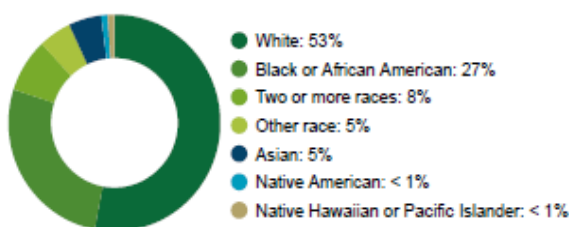
Population data from the World Population Review.

Educational Attainment



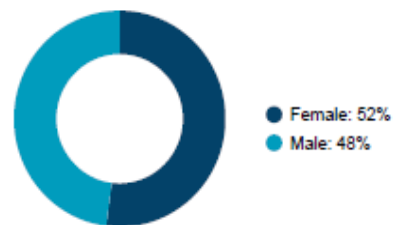
Educational Attainment by number of Individuals in Raleigh, NC. Data from the World Population Review.

Race



Data from the World Population Review.

Sex



Data from the World Population Review.

¹ Data from the World Population Review.

Promoting Equitable Outcomes

The City of Raleigh is firmly committed to promoting equity and ensuring that historically underserved, marginalized, or adversely affected groups receive the support they need. Our goal is to dismantle policies and systems that perpetuate inequities, with a strong commitment to fairness and opportunity for all. Our decision-making processes prioritize policies and systems that welcome all community members to address disparities and foster an inclusive community.

Raleigh is home to vibrant and diverse communities. To level the playing field for these populations, the City works diligently to provide intentional services, support, and access. As a model for fairness in local government, Raleigh is dedicated to embedding social impact throughout our organization, programs, and communities. Our Department of Economic and Social Advancement is committed to building and expanding community partnerships and organizational success by enhancing relationships, services, and programs that address the needs of the community to further a sense of belonging and safety for all. By engaging all residents in the decision-making process, Raleigh aims to create a city where opportunities are open to all, regardless of background, and where our policies and systems work to support the well-being of everyone. Raleigh aspires to be a model of governance where everyone has a voice and can contribute to the growth and success of our community.

In the City's fourth annual Recovery Plan, we outlined our phased efforts and intentions to promote fairness and opportunity for all in the allocation of funds. For example, all RFPs and contracts associated with the City of Raleigh now include language targeting underserved populations and historically marginalized communities. Each funded project will continue to utilize a social impact lens to determine the most effective focus for spending and maximize influence.

To assess progress, program measures capture demographic information for each project on a quarterly basis. This data will inform our ongoing evaluation of whether we are meeting the objectives outlined in our action plan and effectively reaching the desired populations.

Through continuous commitment and proactive efforts, Raleigh aims to create a fair and just community that benefits all its residents. We believe that by advancing social impact, we can achieve a more prosperous and inclusive future for the City of Raleigh. With intentional actions, we strive to create an inclusive and just environment, ensuring that all residents have equitable access to services and opportunities.

Efforts to Design SLFRF Program and Projects with Social Impact in Mind:

a. Goals:

Our primary goal is to identify and serve historically underserved, marginalized, or adversely affected groups within our jurisdiction. By setting clear goals, we ensure that our initiatives target those in need, bridging existing gaps in service provision.

b. Awareness:

Equitable and practical awareness is critical to connect residents and businesses with services funded by the SLFRF. We prioritize clear and accessible communication to ensure that all eligible individuals and organizations are informed about available assistance.

c. Access and Distribution:

We diligently assess and address differences in access to benefits and services across various groups. By tackling administrative requirements that may result in disparities, we strive to create equal opportunities for all to access and benefit from SLFRF-funded programs.

d. Outcomes:

Our intended outcomes are focused on closing gaps and achieving universal levels of service. We diligently disaggregate outcomes by race, ethnicity, and other socially impactful dimensions where relevant, allowing us to assess and ensure equitable progress toward our policy objectives.

Efforts to Implement SLFRF Program and Projects with Social Impact in Mind:**a. Goals and Targets:**

Fairness and impartiality are prioritized as fundamental goals in the planned and current use of SLFRF funds. We have identified specific targets to achieve meaningful social impact results at scale, complemented by strategic initiatives to attain these targets effectively.

b. Project Implementation:

Our overall social impact strategy guides our focus areas for SLFRF projects, particularly within the Negative Economic Impacts Expenditure Category. Assistance is specifically directed towards households, small businesses, and non-profits most severely affected by the pandemic, with a special emphasis on those residing in low-income neighborhoods, minorities, and other vulnerable populations.

Community Engagement

The City of Raleigh places a strong emphasis on community engagement as an integral part of our decision-making and problem-solving processes. We define community engagement as an open and two-way dialogue that involves the input of community members in City affairs. This process is crucial in making sustainable decisions that reflect the needs and aspirations of our residents.

To ensure meaningful community engagement, we employ a variety of strategies, such as moderated forums, focus groups, and in-person and virtual listening sessions. These platforms provide opportunities for residents to actively participate in shaping our policies and processes.

Community input has been a pivotal factor in the development of the City's SLFRF recovery plan, and it will continue to guide our decision-making throughout the award's duration. As part of a recent reorganization, the Office of Community Engagement, which was previously housed in the City Manager's Office, transitioned into its own department in FY2025. This transition is a testament to Raleigh's ongoing commitment to this work. The Community Engagement Department leads the City of Raleigh's efforts to reimagine how the City connects with its residents, promoting a people-centered approach to civic life. The department fosters civic participation by empowering residents, amplifying underrepresented voices, supporting local leadership, and ensuring equitable access to resources and decision-making processes.

Our community engagement initiatives are designed to capture diverse feedback from communities that have historically faced significant barriers to services, including people of color, individuals with low incomes, those with limited English proficiency, and other traditionally underserved groups. The engagement process aims to increase the collective capacity of our community, leading to positive and long-term systemic change.

To ensure a wide range of community input, the City developed an outreach plan for the SLFRF funding. This plan included the ARPA Community Survey, an online survey to receive input and feedback from the broader community on the prioritization of SLFRF funding. The survey was promoted through various channels, including the City's homepage, press releases, and social media accounts.

In January 2024, City Council approved the use of ARPA funding to purchase the site of the previous DMV headquarters to ensure beneficial redevelopment along New Bern Avenue, which is currently under construction to support the City's first Bus Rapid Transit (BRT). This property purchase allows for significant investments to be made in affordable housing along the new BRT corridor, thereby enhancing mobility for vulnerable residents. City Council also approved the use of ARPA funding for one-time retention bonuses to employees with a focus on lower-paid positions and roles that experienced recruitment, retention, and compensation challenges.

As the City progresses with spending the remaining ARPA funds, community engagement remains a top priority, and we continue to seek active participation from our residents in shaping the future of Raleigh. By leveraging the collective wisdom and insights of our diverse community, we aim to ensure that our recovery plan aligns with the needs and aspirations of all our constituents.

Labor Practices

As all our infrastructure projects and capital expenditures have been categorized as Revenue Replacement, we are committed to upholding strong labor standards that promote effective and efficient delivery of high-quality infrastructure projects while fostering robust employment opportunities for workers in our community. Our workforce practices on these projects are governed by the City of Raleigh's Procurement Division's [Federal Procurement Procedures Manual](#). The primary focus of our procurement process is to ensure open and free competition, providing all suppliers with an opportunity to bid on goods, services, and construction projects.

To promote effective and efficient delivery of high-quality infrastructure projects while supporting economic recovery through strong employment opportunities, the City of Raleigh follows a rigorous and objective contractor selection process. Our procurement practices emphasize contractor integrity, ethical standards of conduct, compliance with public policy and federal contract provisions, and a positive record of past performance. We also consider the financial, technical, and human capital capacity of contractors to ensure they can successfully perform under the terms and conditions of the solicitation.

In line with our dedication to fair and equitable practices, the City of Raleigh's Procurement Division ensures that workforce considerations play a vital role in our contractor selection process. While specific practices such as project labor agreements, community benefits agreements, prevailing wage requirements, and local hiring are not explicitly mentioned in our procurement process, we recognize their significance in supporting labor and economic goals.

We strive to attract contractors who adhere to labor practices that prioritize worker well-being, fair compensation, and job security. Our procurement guidelines emphasize the consideration of contractor integrity, ethical standards of conduct, and compliance with labor laws and regulations. Contractors with a track record of valuing their workforce and fostering positive labor relations are given due consideration in our selection process. Our procurement practices prioritize the selection of responsible and capable contractors, and we understand the importance of incorporating explicit labor standards and workforce considerations into future procurement policies. As we move forward, we are committed to exploring and implementing practices such as project labor agreements and community benefits agreements that can strengthen labor protections and opportunities for workers while supporting our infrastructure and capital projects. While specific practices such as project labor agreements, community benefits agreements, prevailing wage requirements, and local hiring are not explicitly mentioned in our procurement process, we remain dedicated to conducting fair and equitable procurements that adhere to the standards outlined in 2 CFR 200.319. Our focus is on promoting competition and ensuring that the selected contractors possess the ability to perform successfully.

We seek to eliminate barriers and ensure equal opportunities for workers from historically underserved populations, including people of color, individuals with low incomes, people with limited English proficiency,

and other marginalized groups. We encourage contractors to adopt inclusive practices that promote diversity, equity, and inclusion within their workforce. The Business Engagement & Opportunities Program (BEOP) advocates, promotes, and designs expanding opportunities for small, growing, and underutilized businesses for economic prosperity in contracting processes within the City of Raleigh. The program focuses on increasing business capacity by expanding the pool of qualified vendors from various backgrounds, supporting economic empowerment in impacted communities, and ensuring engagement opportunities are available with the City's procurement processes, as well as monitoring and reporting on progress and outcomes.

Furthermore, as part of our responsible contracting approach, we review all federal grant purchases to verify that contracts are not awarded to contractors on any Debarment or Suspension lists supplied by the North Carolina or Federal Governments. Contractors are required to certify in writing that they have not been suspended or debarred from doing business with any federal agency.

Performance Report

The City of Raleigh incorporates performance management into its SLFRF program through regular meetings with staff who oversee funded projects and track milestones. ARPA staff meets quarterly with all project managers. Subrecipients submit Progress and Expenditure reports each quarter for transparent project advancement and fund utilization and are required to participate in onsite subrecipient monitoring procedures. Additionally, our performance management policies outline the procedures for data collection, analysis, and reporting. This ensures consistency and accuracy in our performance measurement efforts. Through continuous data monitoring and analysis, we can identify any deviations or challenges that may arise during project implementation and take timely corrective actions.

Subrecipients' quarterly Progress and Expenditure reports offer insights into project performance and expenditure utilization. The City's commitment to effective performance management ensures accountability and optimized program impact. Data-driven decisions further support equitable and sustainable recovery efforts within Raleigh.

The performance management approach centers on achieving milestones and fostering equitable recovery. The City's comprehensive performance management approach effectively tracks and measures progress toward jurisdictional goals. Transparency and accountability are prioritized throughout the program, with a focus on individual project-level progress and indicators for overall impact assessment. Regular meetings with funded projects ensure project updates and the project continues to be in alignment with program goals. Performance management dashboards accessible to the public provide real-time data on project status, expenditure tracking, and overall performance. The dashboard facilitates stakeholder engagement and public awareness of the program's achievements and impact. Performance management practices guide data collection, analysis, and reporting to ensure accuracy and consistency.

The information listed in the column "Cumulative expenditures to date (\$)" shows allocated spending through June 30, 2025.

Expenditure Category		Cumulative Expenditures to Date (\$)	Amount Spent Since Last Quarterly Report
1	Expenditure Category: Public Health		
1.1	COVID-19 Vaccination		
1.2	COVID-19 Testing		
1.3	COVID-19 Contact Tracing		
1.4	Prevention in Congregate Settings (Nursing Homes, Prisons/Jails, Dense Work Sites, Schools, etc.)		

Expenditure Category		Cumulative Expenditures to Date (\$)	Amount Spent Since Last Quarterly Report
1.5	Personal Protective Equipment		
1.6	Medical Expenses (including Alternative Care Facilities)		
1.7	Other COVID-19 Public Health Expenses (including Communications, Enforcement, Isolation/Quarantine)		
1.8	COVID-19 Assistance to Small Businesses		
1.9	COVID-19 Assistance to Non-Profits		
1.10	COVID-19 Aid to Impacted Industries		
Community Violence Interventions			
1.11	Community Violence Interventions		
Behavioral Health			
1.12	Mental Health Services		
1.13	Substance Use Services		
Other			
1.14	Other Public Health Services	\$10,685,822.59	\$362,035.52
1.7	Capital Investments or Physical Plant Changes to Public Facilities that respond to the COVID-19 public health Emergency		
2	Expenditure Category: Negative Economic Impacts		
2.1	Household Assistance: Food Programs	\$152,497.03	\$0
2.2	Household Assistance: Rent, Mortgage, and Utility Aid		
2.3	Household Assistance: Cash Transfers		
2.4	Household Assistance: Internet Access Programs	\$117,320.61	\$0
2.5	Household Assistance: Paid Sick and Medical Leave		
2.6	Household Assistance: Health Insurance		
2.7	Household Assistance: Services for Un/Unbanked		
2.8	Household Assistance: Survivor's Benefits		
2.9	Unemployment Benefits or Cash Assistance to Unemployed Workers		
2.10	Assistance to Unemployed or Underemployed Workers (e.g., job training, subsidized employment, employment supports or incentives)		
2.11	Healthy Childhood Environments: Child Care		
2.12	Healthy Childhood Environments: Home Visiting		
2.13	Healthy Childhood Environments: Services to Foster Youth or Families Involved in Child Welfare System		
2.14	Healthy Childhood Environments: Early Learning		
2.15	Long-term Housing Security: Affordable Housing	\$7,915,357.79	\$0
2.16	Long-term Housing Security: Services for Unhoused Persons		
2.17	Housing Support: Housing Vouchers and Relocation Assistance for Disproportionately Impacted Communities	\$489,292.14	\$0
2.18	Housing Support: Other Housing Assistance	\$430,973.97	\$17,322.48
2.19	Social Determinants of Health: Community Health Workers or Benefits Navigators	\$149,535.58	\$11,165.45
2.20	Social Determinants of Health: Lead Remediation		
2.21	Medical Facilities for Disproportionately Impacted Communities		

Expenditure Category		Cumulative Expenditures to Date (\$)	Amount Spent Since Last Quarterly Report
2.22	Strong Healthy Communities: Neighborhood Features that Promote Health and Safety		
2.23	Strong Healthy Communities: Demolition and Rehabilitation of Properties		
2.24	Addressing Educational Disparities: Aid to High-Poverty Districts		
2.25	Addressing Educational Disparities: Academic, Social, and Emotional Services		
2.26	Addressing Educational Disparities: Mental Health Services		
2.27	Addressing Impacts of Lost Instructional Time		
2.28	Contributions to UI Trust Funds		
Assistance to Small Businesses			
2.29	Loans or Grants to Mitigate Financial Hardship		
2.30	Technical Assistance, Counseling, or Business Planning	\$20,000.00	\$20,000.00
2.31	Rehabilitation of Commercial Properties or Other Improvements		
2.32	Business Incubators and Start-Up or Expansion Assistance		
2.33	Enhanced Support to Microbusinesses	\$2,628,790.06	\$0
Assistance to Non-Profits			
2.34	Assistance to Impacted Nonprofit Organizations (Impacted or Disproportionately Impacted)	\$1,260,885.20	\$0
Aid to Impacted Industries			
2.35	Aid to Tourism, Travel, or Hospitality	\$1,011,161.74	\$8,500.00
2.36	Aid to Other Impacted Industries		
Other			
2.37	Economic Impact Assistance: Other	\$1,028,505.51	\$42,146.00
3	Expenditure Category: Public Health-Negative Economic Impact: Public Sector Capacity		
3.1	Public Sector Workforce: Payroll and Benefits for Public Health, Public Safety, or Human Services Workers		
3.2	Public Sector Workforce: Rehiring Public Sector Staff		
3.3	Public Sector Workforce: Other	\$113,813.44	\$83,919.85
3.4	Public Sector Capacity: Effective Service Delivery		
3.5	Public Sector Capacity: Administrative Needs Other		
4	Premium Pay		
4.1	Public Sector Employees		
4.2	Private Sector: Grants to Other Employers		
5	Infrastructure		
Water and Sewer			
5.1	Clean Water: Centralized Wastewater Treatment		
5.2	Clean Water: Centralized Wastewater Collection and Conveyance		
5.3	Clean Water: Decentralized Wastewater		
5.4	Clean Water: Combined Sewer Overflows		
5.5	Clean Water: Other Sewer Infrastructure		
5.6	Clean Water: Stormwater		
5.7	Clean Water: Energy Conservation		
5.8	Clean Water: Water Conservation		

Expenditure Category		Cumulative Expenditures to Date (\$)	Amount Spent Since Last Quarterly Report
5.9	Clean Water: Nonpoint Source		
5.10	Drinking water: Treatment		
5.11	Drinking water: Transmission & Distribution		
5.12	Drinking water: Transmission & Distribution: Lead Remediation		
5.13	Drinking water: Source		
5.14	Drinking water: Storage		
5.15	Drinking water: Other water infrastructure		
Broadband			
5.20	Broadband: "Last Mile" projects		
5.21	Broadband: Other projects		
6	Revenue Replacement		
6.1	Provision of Government Services	\$40,345,777.79	\$885,708.56
7	Administrative		
7.1	Administrative Expenses	\$424,539.46	\$0
7.2	Evaluation and Data Analysis		
7.3	Transfers to Other Units of Government		
7.4	Transfers to Non-entitlement Units (States and territories only)		

PROJECT INVENTORY

Economic Recovery

Project Name and Expenditure Category	Project Overview	Funding Amount	Important/Effective Dates	Performance Measures
Downtown Activation Events 2.35 Aid to Tourism, Travel, or Hospitality	Funding to Raleigh-based organizations to put on special events and activations that enhance the overall cultural environment and support the City's economy. The project is managed by Special Events in conjunction with Downtown Raleigh Alliance (DRA).	\$124,192.00	July 6, 2021	1. Economic Impact Index (EII): - Increase in Foot Traffic 2. Cultural Engagement Rate (CER): - Number of Attendees
Downtown Economic Development Study 2.35 Aid to Tourism, Travel, or Hospitality	The study focuses on key areas of Fayetteville Street to determine optimal retail strategy, office market positioning, and catalytic opportunities to support diversity and equity initiatives.	\$250,000.00	July 6, 2021	1. Economic development strategy
Small Business Support 2.33 Enhanced Support to Micro Businesses	The City partnered with Carolina Small Business Development Fund to establish Oak City Biz Labs, which provides technical and financial assistance to small businesses that have been adversely impacted by the COVID-19 pandemic.	\$2,771,225.00	September 21, 2021	1. Small Business Recovery Rate: - The percentage of small businesses assisted by Oak City Biz Labs. 2. Job Retention/Creation: - The number of jobs retained or created within the City of Raleigh as a direct result of the assistance provided by Oak City Biz Labs.
Hotel Industry Workforce 2.35 Aid to Tourism, Travel, or Hospitality	Program is administered by Capital Area Workforce Development to assist hospitality industry with recruiting staff, training, and preparing current workers for new roles. The City is providing 50% funding in partnership with Wake County.	\$437,500	May 17, 2022	1. Cost savings on hiring and training by local hotel participants
Outdoor Seating Initiative	Funding provided to local businesses to construct "streeteries" in City rights-of-way, where patrons	\$476,853	September 21, 2021	1. Number of streeteries installed

Project Name and Expenditure Category	Project Overview	Funding Amount	Important/Effective Dates	Performance Measures
2.35 Aid to Tourism, Travel, or Hospitality	can enjoy meals outdoors as a precaution against COVID-19.			2. Public satisfaction rating
DRA Social Services Ambassador 2.19 Social Determinants of Health: Community Health Workers or Benefits Navigators	The ambassador is responsible for circulating through the downtown district and identifying people in need of services. Referrals are made to the appropriate resources and outcomes are tracked.	\$168,406	Phase I August 17, 2021 Phase II July 1, 2023	1. Referral success rate 2. Client satisfaction
Business Alliance Funding 2.30 Technical Assistance, Counseling, or Business Planning	The City will fund ideas submitted by business alliances to help with the creation of new resources and tools for the businesses and communities they serve.	\$20,000	October 4, 2022	1. Number of business alliances created 2. Number of expanded services by existing alliances
RCCC Improvements 6.1 Provision of Government Services	Funding will be used for new digital signage at the Raleigh Convention Center.	\$250,000	July 6, 2021	N/A - Revenue Replacement
City Plaza Improvements 6.1 Provision of Government Services	Funding will support sound system upgrades and shade structures at the City Plaza. Remaining funds will be used for Fayetteville Street streetscape study.	\$323,554	July 6, 2021	N/A - Revenue Replacement

Nonprofit Support

Project Name and Expenditure Category	Project Overview	Funding Amount	Important/Effective Dates	Performance Measures
Nonprofit Support 2.34 Assistance to Impacted Nonprofit Organizations	In partnership with Executive Service Corps of the Triangle (ESC), a nonprofit technical assistance and capacity-building program was established to support nonprofits.	\$1,000,000	November 2, 2021	1. Number of nonprofits to successfully complete training
Arts Agency Funding 2.34 Assistance to Impacted Nonprofit Organizations	The Arts Commission created an Arts Recovery program to support local nonprofit arts and cultural organizations to address arts community issues. These include venue reactivation support, facility/space issues, equity issues for disabled individuals, and staff/leadership turnover.	\$268,081	May 17, 2022	1. Number of events produced by Raleigh arts nonprofits at City-owned venues supported by these funds
Human Services Funding 2.37 Economic Impact Assistance: Other	The City awarded funding to 25 human service agencies. Funds were used to address equitable outcomes and provide direct services to Raleigh residents who identify with one of the following targeted groups: elderly, youth, disabled (mentally or physically), substance users, or homeless.	\$933,562	July 6, 2021 November 2, 2021	1. Number of services provided 2. Number of people serviced

Housing / Homelessness

Project Name and Expenditure Category	Project Overview	Funding Amount	Important/Effective Dates	Performance Measures
Affordable Housing (Acquisition) 2.15 Long-Term Housing Security: Affordable Housing Hotel Brentwood Road (Repairs) 6.1 Provision of Government Services	The City acquired an extended stay hotel located at 2800 Brentwood Rd. It will be a mixed occupancy hotel, combining the current extended stay model with opportunities for permanent supportive housing. Critical repairs and maintenance of the acquired property are included in the scope. Raleigh acquired the property to ensure residents with barriers to housing could remain stably housed during the pandemic.	\$7,915,358 \$3,106,458	September 21, 2021 (Council approval) September 24, 2021 (Property closing)	1. Affordable Housing Units Occupancy 2. Tenant Satisfaction
Housing Justice Project 2.18 Housing Support: Other Housing Assistance	The City has a contractual relationship with Campbell Law School to provide legal representation for low-income Raleigh residents facing eviction. Campbell operates the Blanchard Community Law Clinic. The program features two parts: eviction prevention (\$300,000) and tenant lawsuit settlement assistance (\$200,000).	\$500,000	May 3, 2022	1. Eviction Legal Representation Number 2. Tenant Lawsuit Settlement Assistance Fund
Homelessness Prevention Pilot Program 2.17 Housing Support: Housing Vouchers and Relocation Assistance for Disproportionately Impacted Communities	The program is designed to successfully prevent, divert, and rapidly exit individuals/households from the homelessness response system. Triangle Family Services and Passage Home will administer two separate diversion pilot programs that serve Raleigh residents.	\$498,985	February 7, 2023	1. Successful Diversion Cases 2. Rapid Exit Rate
DMV Site Acquisition 6.1 Provision of Government Services	The City purchased the former DMV headquarters building located at 1100 New Bern Avenue. The property will be used for affordable housing.	\$20,000,000	January 2, 2024	N/A - Revenue Replacement

Community Health

Project Name and Expenditure Category	Project Overview	Funding Amount	Important/Effective Dates	Performance Measures
Community Health Initiatives 1.14 Other Public Health Services 6.1 Provision of Government Services	The City selected 13 subrecipient organizations to make capital investments or adaptations to facilities to expand capacity [to prevent and mitigate the spread of COVID-19] and/or address community health needs. The funding will improve community health outcomes including behavioral, mental, and other health issues exacerbated by the pandemic.	\$10,000,000	September 21, 2021	1. Participant engagement 2. Outcome improvement
Community Health Initiatives (Phase 2) 1.14 Other Public Health Services	The City awarded a second round of funding to organizations not selected in initial phase of the project.	\$1,799,999	May 17, 2022	1. Participant engagement 2. Outcome improvement
Produce Project 2.1 Household Assistance: Food Programs	The City purchased a refrigerated box truck to transport and distribute fresh produce at various Raleigh parks. Refrigerator units are located on site for storage. The goal is to offer affordable, fresh produce in communities with limited options.	\$152,497	July 5, 2022	1. Quantity of fresh produce distributed 2. Community engagement and participation
Community Gardens 6.1 Provision of Government Services	The City contracted with Inter-Faith Food Shuttle, Inc. to develop, operate and manage a community gardens program. The gardens are at four city-owned locations: Barwell Rd, Eastgate Neighborhood Center, Walnut Creek Wetland Center, and Marsh Creek. The program coincides with the Produce Project.	\$149,906	November 15, 2022	N/A - Revenue Replacement

Community Engagement

Project Name and Expenditure Category	Project Overview	Funding Amount	Important/Effective Dates	Performance Measures
Community Engagement Mobile Vehicle 6.1 Provision of Government Services	The City procured a vehicle which will allow staff to meet and engage with the community in order to advance City Council's commitment to reaching those individuals who are traditionally underrepresented and underserved. A temporary van was upfitted in the interim to host various engagement events.	\$447,396	July 1, 2022	1. Number of events held 2. Participant engagement
Digital Connectors 2.4 Household Assistance: Internet Access Programs	The project will provide upgrades to the Pathways Center, create a budget for Digital Ambassadors, and expand the number of Digital Connectors participants. It will also implement digital literacy and training efforts and increase computer device distribution in underserved communities.	\$117,320	October 4, 2022	1. Number of participants 2. Number of computers distributed
NLC Basic Needs Initiative 2.18 Housing Support: Other Housing Assistance	Housing Options for Students Today (HOST) collaborated with members of the Raleigh/University Basic Needs Initiative to establish the HOST Home program, form a Student Advisory Council, and create a resource directory.	\$290,000	November 1, 2022	1. Number of students receiving housing services 2. Number of networking and outreach events
Partnership Raleigh 6.1 Provision of Government Services 3.3 Public Sector Workforce: Other	Three staggered cohorts of interns are hired to work 24 weeks each. The program focuses on hiring recent or upcoming college graduates to work in departments within the City. The purpose is to foster professional development and training, potentially leading to permanent employment	\$365,000	November 1, 2022	1. Number of interns

Infrastructure

Project Name and Expenditure Category	Project Overview	Funding Amount	Important/Effective Dates	Performance Measures
Rose Lane Plan/Design 6.1 Provision of Government Services	This a flooding mitigation project serving 54 residential homes located on four streets all connected to Rose Lane in Raleigh. Funds will be used for the design phase.	\$307,510	July 5, 2022	N/A - Revenue Replacement
Worthdale Park Stream Restoration 6.1 Provision of Government Services	Identify, design, and construct up to three stream reaches and green stormwater infrastructure within the park to help treat stormwater runoff. The streams are Worthdale Creek, East Creek, and West Creek. Funds will be used for the construction phase of this project.	\$925,127	July 5, 2022	N/A - Revenue Replacement
Lions Park Green Stormwater Infrastructure Retrofits 6.1 Provision of Government Services	This project aims to identify, design, and construct up to three GSI features within Lions Park. The retrofits will help treat stormwater runoff from impervious areas.	\$976,936	July 5, 2022	N/A - Revenue Replacement
GSI to Mitigate Stormwater & Heat Island Effects 6.1 Provision of Government Services	This project involves green stormwater infrastructure (GSI) for disproportionately impacted areas of Raleigh that are dealing with elevated heat island effects. Three locations have been identified. GSI will also reduce flooding for smaller, more frequent storm events in these vulnerable communities.	\$253,064	July 5, 2022	N/A - Revenue Replacement
Raleigh Rainwater Rewards 6.1 Provision of Government Services	The City expanded its existing Raleigh Rainwater Rewards program to disproportionately impacted residents who are facing challenges and historically have been less likely to participate in the program. Staff worked to complete targeted education and outreach, identify	\$44,873	July 5, 2022	N/A - Revenue Replacement

Project Name and Expenditure Category	Project Overview	Funding Amount	Important/Effective Dates	Performance Measures
	viable water quality projects, and reimburse 100% of costs.			
Electric Vehicle Infrastructure & Charging Installations 6.1 Provision of Government Services	As part of Raleigh's Community Climate Action Plan, this project will fund chargers and infrastructure in support of City fleet transitioning to electric vehicles. The funding will be divided into three subprojects: infrastructure for City fleet vehicles, public parking at City facilities, and solar-powered charging pilots.	\$629,417	July 5, 2022	N/A - Revenue Replacement
Electric Vehicle City Fleet Procurement 6.1 Provision of Government Services	This project will support the transition of Raleigh's City fleet to electric vehicles in accordance with the City's fleet replacement cycle. It is a component of the Community Climate Action Plan.	\$391,878	July 5, 2022	N/A - Revenue Replacement
Solarize Raleigh 2.37 Economic Impact Assistance: Other	Solarize Raleigh is part of a regional campaign called 'Solarize the Triangle'. It is a community based, group purchasing program for solar energy, battery storage, and other clean energy technologies. ARPA funds will support access for low-to-middle income Raleigh residents.	\$210,000	July 5, 2022	N/A - Revenue Replacement
Solar Feasibility City Facility & Site Evaluations 6.1 Provision of Government Services	Site evaluations and structural assessments for solar feasibility were conducted at City facilities. Three locations were selected for solar panel installations.	\$1,056,332	July 5, 2022	N/A – Revenue Replacement

Public Safety

Project Name and Expenditure Category	Project Overview	Funding Amount	Important/Effective Dates	Performance Measures
Public Safety Initiatives (ACORNS) 6.1 Provision of Government Services	Funding is used to further the mission of ACORNS to connect with individuals in crisis and provide them with resources. Funding provides salaries for three social workers and one supervisor.	\$769,191	May 17, 2022	N/A - Revenue Replacement

Administrative

Project Name and Expenditure Category	Project Overview	Funding Amount	Important/Effective Dates	Performance Measures
Admin Support 7.1 Administrative Expenses	The City created two new positions to manage the City's ARPA projects. Funds will support the salaries for the ARPA managers.	\$424,539	July 6, 2021	N/A – Administrative Expenses
FY23 Fuel 6.1 Provision of Government Services	City fuel costs for FY23.	\$3,786,522	July 1, 2022	N/A - Revenue Replacement
FY24 Personnel Costs 6.1 Provision of Government Services	Employee retention costs incurred by the City during FY24.	\$5,819,563	January 2, 2024	N/A - Revenue Replacement
Other Direct Expenditures 6.1 Provision of Government Services	Street lighting costs.	\$147,000	January 2, 2024	N/A - Revenue Replacement
FY24 Fuel 6.1 Provision of Government Services	City fuel costs for FY24.	\$3,616,412	January 2, 2024	N/A - Revenue Replacement
FY25 Fuel 6.1 Provision of Government Services	City fuel costs for FY25.	\$1,567,710	October 1, 2024	N/A - Revenue Replacement