



CERTIFICATE OF APPROPRIATENESS PLACARD

for Raleigh Historic Resources

120 W HARGETT STREET

Address

CAPITOL SQUARE

Historic District

Historic Property

056-14-MW

Certificate Number

5/12/2014

Date of Issue

11/12/2014

Expiration Date

Project Description:

- Install bronze plaque

This card must be kept pasted in a location within public view until all phases of the described project are complete. The work must conform with the code of the City of Raleigh and laws of the state of North Carolina. When your project is complete, you are required to ask for a final zoning inspection in a historic district area. Telephone the RHDC office at 832-7238 and commission staff will coordinate the inspection with the Inspections Department. If you do not call for this final inspection, your Certificate of Appropriateness is null and void.

Signature

Raleigh Historic Development Commission



Planning & Development

Development Services
Customer Service Center
One Exchange Plaza
1 Exchange Plaza, Suite 400
Raleigh, North Carolina 27601
Phone 919-996-2495
eFax 919-996-1831

Raleigh Historic Development Commission – Certificate of Appropriateness (COA) Application



- ☒ Minor Work (staff review) – **1 copy**
Major Work (COA Committee review) – **13 copies**
- ☐ Most Major Work Applications
☐ Additions Greater than 25% of Building Square Footage
☐ New Buildings
☐ Demo of Contributing Historic Resource
☐ Post Approval Re-review of Conditions of Approval

For Office Use Only

Transaction # 3949104
File # 056-14-MW
Fee \$28
Amt Paid \$28
Check # 40928
Rec'd Date 4/29/14
Rec'd By J. Hurley

- If completing by hand, please use **BLACK INK**. Do not use blue, red, any other color, or pencil as these do not photocopy.

Property Street Address **120 W Hargett Street**

Historic District **Capitol Area Historic District**

Historic Property/Landmark name (if applicable) **First Presbyterian Church**


Owner's Name **First Presbyterian Church**

Lot size (width in feet) (depth in feet)

For applications that require review by the COA Committee (Major Work), provide addressed, stamped envelopes to owners of all properties within 100 feet (i.e. both sides, in front (across the street), and behind the property) not including the width of public streets or alleys:

Property Address	Property Address

I understand that all applications that require review by the commission's Certificate of Appropriateness Committee must be submitted by 4:00 p.m. on the application deadline; otherwise, consideration will be delayed until the following committee meeting. An incomplete application will not be accepted.

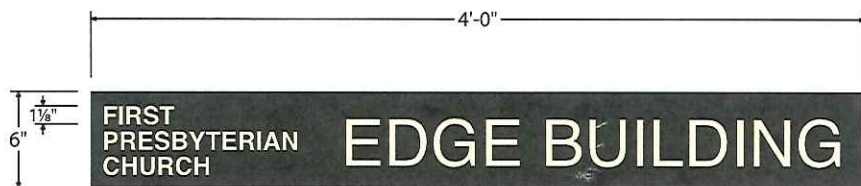
Type or print the following:		
Applicant Harrell Sign Co., Inc.		
Mailing Address 512 Pershing Road		
City Raleigh	State NC	Zip Code 27608
Date 04-16-14	Daytime Phone 919-832-6878 x 203	
Email Address JMiller@harrellsign.com		
Signature of Applicant 		

Minor Work Approval (office use only)	
<p>Upon being signed and dated below by the Planning Director or designee, this application becomes the Minor Work Certificate of Appropriateness. It is valid until <u>11/12/14</u>. Please post the enclosed placard form of the certificate as indicated at the bottom of the card. Issuance of a Minor Work Certificate shall not relieve the applicant, contractor, tenant, or property owner from obtaining any other permit required by City Code or any law. Minor work projects not approved by staff will be forwarded to the Certificate of Appropriateness Committee for review at the next scheduled meeting.</p>	
Signature 	Date <u>5/12/14</u>

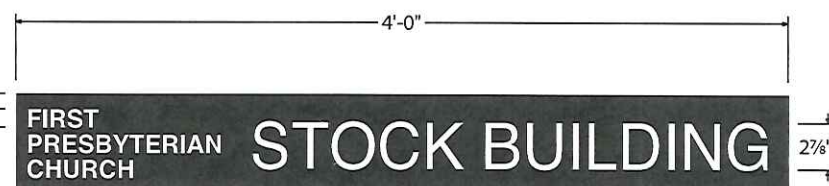
<p>Project Categories (check all that apply):</p> <p><input checked="" type="checkbox"/> Exterior Alteration <u>sign</u></p> <p><input type="checkbox"/> Addition</p> <p><input type="checkbox"/> New Construction</p> <p><input type="checkbox"/> Demolition</p> <p>Will you be applying for state or federal rehabilitation tax credits for this project?</p> <p><input type="checkbox"/> Yes</p> <p><input checked="" type="checkbox"/> No</p>	<p style="text-align: center;">(Office Use Only)</p> <p>Type of Work <u>COY</u></p> <p>_____</p> <p>_____</p>
----------------------------------------------------------------------------------------------------------------------------------------------------------------------------------------------------------------------------------------------------------------------------------------------------------------------------------------------------------------------------------------------------------------------------------------------------------	---------------------------------------------------------------------------------------------------------------

Design Guidelines Please cite the applicable sections of the design guidelines (www.rhdc.org).		
Section/Page	Topic	Brief Description of Work
2.8/22-23	signage	bronze plaque for building entrance.

TO BE COMPLETED BY APPLICANT			TO BE COMPLETED BY CITY STAFF		
	YES	N/A	YES	NO	N/A
<p>Attach 8-1/2 " x 11" sheets with written descriptions and drawings, photographs, and other graphic information necessary to completely describe the project. Use the checklist below to be sure your application is complete.</p> <p>Minor Work (staff review) – 1 copy</p> <p>Major Work (COA Committee review) – 13 copies</p>	<input checked="" type="checkbox"/>				
1. Written description. Describe clearly and in detail the nature of your project. Include exact dimensions for materials to be used (e.g. width of siding, window trim, etc.)	<input checked="" type="checkbox"/>				
2. Description of materials (Provide samples, if appropriate)	<input checked="" type="checkbox"/>				
3. Photographs of existing conditions are required.	<input checked="" type="checkbox"/>				
4. Paint Schedule (if applicable)	<input type="checkbox"/>	<input type="checkbox"/>			
5. Plot plan (if applicable). A plot plan showing relationship of buildings, additions, sidewalks, drives, trees, property lines, etc., must be provided if your project includes any addition, demolition, fences/walls, or other landscape work. Show accurate measurements. You may also use a copy of the survey you received when you bought your property. Revise the copy as needed to show existing conditions and your proposed work.	<input type="checkbox"/>	<input checked="" type="checkbox"/>			
6. Drawings showing proposed work <ul style="list-style-type: none"> <input type="checkbox"/> Plan drawings <input type="checkbox"/> Elevation drawings showing the new façade(s). <input type="checkbox"/> Dimensions shown on drawings and/or graphic scale. <input type="checkbox"/> 8-1/2" x 11" reductions of full-size drawings. If reduced size is so small as to be illegible, make 8-1/2" x 11" snap shots of individual drawings on the big sheet. 	<input checked="" type="checkbox"/>	<input type="checkbox"/>			
7. Stamped envelopes addressed to all property owners within 100 feet of property not counting the width of public streets and alleys. (Required for Major Work)	<input type="checkbox"/>	<input checked="" type="checkbox"/>			
8. Fee (See Development Fee Schedule)	<input type="checkbox"/>				



Off-White Copy



White Copy

Etched Bronze Plaques

Thickness : 1/4"
 Background Color : Dark Oxide
 Copy : Etched (Slightly Recessed)
 Mount : Concealed Studs



112 S. Salisbury St.



120 W. Hargett St.

MET® E212489

Colors on this rendering are representational only, and may not match actual sign color. See written description for actual color specification.

SCALE 1" = 1'-0"

CUSTOMER APPROVAL	DATE	DATE
		08-19-13
LANDLORD APPROVAL	DATE	DATE
		04-04-14



PROPERTY OF & RIGHTS RESERVED BY

Harrell Sign Co.
INCORPORATED

512 PERSHING ROAD • RALEIGH, NC 27608 • (919) 832-6878 • FAX (919) 832-4907

PROJECT	First Presbyterian Church	SHEET 1
LOCATION	112 South Salisbury Street Raleigh, NC	OF 1

Harrell Sign Co.

INCORPORATED

ESTABLISHED 1927
www.harrellsign.com

April 22, 2014

The attached applications and a scaled rendering are for a new sign at 112 S. Salisbury Street and 120 W. Hargett Street in the Capitol Area Historic District. The signs are both for First Presbyterian Church.

Brief overview:

The dimensions of each sign are 6" x 48". They both have dark bronze backgrounds to be in-keeping with the low tones in the multi-colored brick of the building. The lettering on the plaque at 112 S. Salisbury is more of an ivory color to match the precast band on the brick building. The plaque at 120 W. Hargett will have white lettering. The signs are cast bronze and non-illuminated.

Thank you,



Jennifer Miller
Harrell Sign Co., Inc.
512 Pershing Road
Raleigh, NC 27608
919-832-6878 x 203
JMiller@harrellsign.com

512 Pershing Road • Raleigh, North Carolina 27608 • (919) 832-6878 • Fax (919) 832-4907

