



CERTIFICATE OF APPROPRIATENESS PLACARD

for Raleigh Historic Resources

Project Description:

Install security cameras; install security lock; install doorbell camera

325 Polk St

Address

Oakwood

Historic District

Historic Property

COA-0002-2025

Certificate Number

1/30/2025

Date of Issue

7/30/2025

Expiration Date

This card must be kept posted in a location within public view until all phases of the described project are complete. The work must conform with the code of the City of Raleigh and laws of the state of North Carolina. When your project is complete, you are required to ask for a final zoning inspection in a historic district area. Telephone the RHDC office at 832-7238 and commission staff will coordinate the inspection with the inspections Department. If you do not call for this final inspection, your Certificate of Appropriateness is null and void.

Signature, _____

Raleigh Historic Development Commission

Pending the resolution of appeals, commencement of work is at your own risk.

Type or print the following:

Applicant name: Edith Wooten

Mailing address: 325 Polk Street

City: Raleigh

State: NC

Zip code: 27604

Date: 1/12/25

Daytime phone #: 202-306-0708

Email address: ewooten3030@yahoo.com

Applicant signature: Edith Wooten

Minor work (staff review) – one copy

Major work (COA committee review) – ten copies

Additions > 25% of building sq. footage

New buildings

Demolition of building or structure

All other

Post approval re-review of conditions of approval

Office Use Only

Transaction #: _____

File #: COA-0002-2025

Fee: _____

Amount paid: _____

Received date: _____

Received by: _____

Property street address: 325 Polk Street Raleigh, NC 27604

Historic district: Oakwood

Historic property/Landmark name (if applicable):

Owner name: Edith Wooten

Owner mailing address: 325 Polk Street Raleigh, NC 27604

For applications that require review by the COA Committee (major work), provide addressed and stamped envelopes for owners for all properties with 100 feet on all sides of the property, as well as the property owner.

Property Owner Name & Address

Property Owner Name & Address

| | |
|--|--|
| | |
| | |
| | |
| | |
| | |
| | |
| | |

I understand that all major work applications that require review by the Raleigh Historic Development Commission's COA Committee must be submitted by 4 p.m. on the date of the application deadline; otherwise, consideration will be delayed until the following committee meeting. An incomplete application will not be accepted.

| | |
|--|--|
| Will you be applying for rehabilitation tax credits for this project? Yes <input type="checkbox"/> No <input checked="" type="checkbox"/> | Office Use Only Type of work: <u>50</u> |
| Did you consult with staff prior to filing the application? Yes <input checked="" type="checkbox"/> No <input type="checkbox"/> | |

| Design Guidelines: please cite the applicable sections of the design guidelines (www.rhdc.org). | | |
|---|-----------------|---|
| Section/Page | Topic | Brief description of work (attach additional sheets as needed). |
| 2.11/60 | Security System | We are hoping to purchase a security system to be installed by Vector Security, that includes four small (2.5" x 2.5" x 4.5") cameras to be mounted underneath the eaves of our roofline, a front door bell camera, and a smart lock on the back side door. |
| | | |
| | | |

Minor Work Approval (office use only)

Upon being signed and dated below by the Planning Director or designee, this application becomes the Minor Work Certificate of Appropriateness. It is valid until 07/30/2025.

Please post the enclosed placard form of the certificate as indicated at the bottom of the card. Issuance of a Minor Work Certificate shall not relieve the applicant, contractor, tenant, or property owner from obtaining any other permit required by City Code or any law. Minor Works are subject to an appeals period of 30 days from the date of approval.

Signature (City of Raleigh) Collette K Date 01/30/2025

325 Polk Security System Description

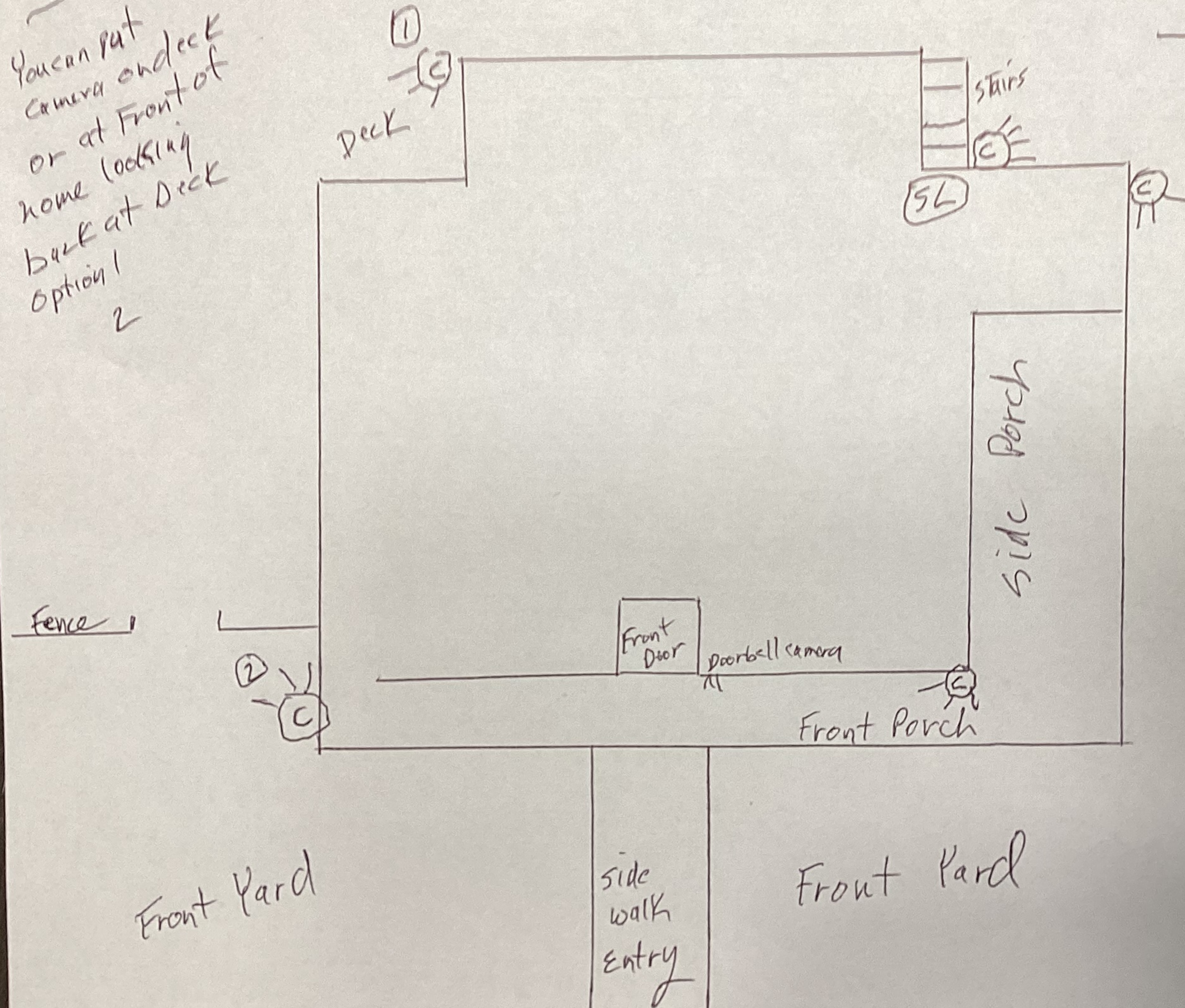
We are hoping to purchase a security system, to be installed by Vector Security, which our contractor has recommended as the most effective and least intrusive system available.

The system includes four small 2.5"x2.5"x4.5" cameras to be mounted underneath the eaves of our roofline, a front doorbell camera, and a smart lock on the backside door. The cameras have night vision and do not include lights.

2 options
 You can put camera on deck or at front of home looking back at deck
 Option 1
 2

BACK Yard

Driveway



C - Camera

4 EXT
 cameras

SL
 1 - smartlock on
 back door

1 - Doorbell
 Camera on
 Front of
 Home.

Front Yard

side
 walk
 entry

Front Yard

Edith Wooten
 Home



Video Analytics Doorbell

White, Bronze, or Silver

ADC-VDB770, ADC-VDB770-BZ, or
ADC-VDB770-S


ell

lver

D-BZ, or

Slim

ADC





[Shop all Alarm.com](#)

Alarm.com ADC-V724X 2MP 1080p Outdoor Wi-Fi Camera with HDR and Two-Way Audio

ADC-V724X | LA-V724X


Key Features

- Two-Way Audio to hear and speak with visitors
- 1080p HD video
- 117 degrees field of view






Yale Real Living™



Lever Locks
Available
Q2 - 2012

Acrylic
touchscreen
or durable
push button



The digital home locking solution for Z-Wave® home control systems.



PERSONALIZE SCENES
user code enables a welcome scene to disarm a security system, activate lights, adjust the thermostat



PRIVACY MODE
locks out all users for enhanced security



SCHEDULE USERS
set access by date and time for up to 250 users



REMOTE CONTROL
lock and unlock doors from any web-enabled device



HISTORY
know when family members or friends come and go in real time



CONVENIENCE
receive text or email messages to cell phone from pre-programmed alerts




Z-Wave® WIRELESS
Yale Real Living™ is interoperable with other Z-Wave certified products as part of a home control system – like **Tuxedo Touch™** from **Honeywell**



Scan with Smart Phone
Go to Yale Real Living Website to view videos on:
Durability | Installation | Programming













Kinane, Collette

From: Edith Wooten <ewooten3030@yahoo.com>
Sent: Friday, January 24, 2025 8:36 AM
To: Kinane, Collette
Cc: Matt Tompkins; Martha Dunnagan; Ivan Bailey (DC Solar)
Subject: Re: Minor Work COA Applications - 325 Polk St
Attachments: Side porch drawing lanterns added.png

CAUTION: This email originated from outside of the organization. Do not click links or open attachments unless you verify that the attachment and content are safe. If you believe this email is suspicious, please click the 'Phish Alert' button in the banner to report this message.

Hi Colette,

Thanks for your review and for reaching out!

The storm windows will be either tan or white, which ever comes closest to matching our Berber White trim. I am also finding out if we can paint them Berber White and what it would cost.

↖ See COA-0001-2025

We have not installed the side porch door so I am attaching an illustration. I have also asked Matt Tompkins, our project manager, cc'ed here, to send a photo or a link to a photo.

The firepit burner is either 14" or 16" tall and the stone surround will be about 2' tall.

↖ See COA-0007-2025

I hope this is helpful. Please let me know if you have any other questions. I will be at the house on Raleigh on Monday if you have onsite questions.

Many thanks!
Edith Wooten
325 Polk Street
202-306-0708

[Sent from Yahoo Mail for iPhone](#)

On Thursday, January 23, 2025, 1:53 PM, Kinane, Collette <Collette.Kinane@raleighnc.gov> wrote:

Hi, Edith!

I'm reviewing your minor works applications and have a few questions:

For the storm windows, what color do you plan on installing: bronze, tan, or white?

