



CERTIFICATE OF APPROPRIATENESS PLACARD

for Raleigh Historic Resources

Project Description:

Prune tree. Remove and replace
dead/diseased/dangerous tree.

318 Polk St

Address

Oakwood

Historic District

Historic Property

COA-0015-2019

Certificate Number

2/6/2019

Date of Issue

8/6/2019

Expiration Date

This card must be kept posted in a location within public view until all phases of the described project are complete. The work must conform with the code of the City of Raleigh and laws of the state of North Carolina. When your project is complete, you are required to ask for a final zoning inspection in a historic district area. Telephone the RHDC office at 832-7238 and commission staff will coordinate the inspection with the inspections Department. If you do not call for this final inspection, your Certificate of Appropriateness is null and void.

Signature, _____

Collette R. Kinnane

Raleigh Historic Development Commission

Pending the resolution of appeals, commencement of work is at your own risk.

Raleigh Historic Development Commission – Certificate of Appropriateness (COA) Application



**DEVELOPMENT
SERVICES
DEPARTMENT**

Development Services
Customer Service Center
One Exchange Plaza
1 Exchange Plaza, Suite 400
Raleigh, North Carolina 27601
Phone 919-996-2495
eFax 919-996-1831



<input checked="" type="checkbox"/> Minor Work (staff review) – 1 copy <input type="checkbox"/> Major Work (COA Committee review) – 10 copies <input type="checkbox"/> Additions Greater than 25% of Building Square Footage <input type="checkbox"/> New Buildings <input type="checkbox"/> Demo of Contributing Historic Resource <input type="checkbox"/> All Other <input type="checkbox"/> Post Approval Re-review of Conditions of Approval	<p style="text-align: center;">For Office Use Only</p> Transaction # <u>584052.</u> File # <u>COA-0015-2019</u> Fee <u>730.00</u> Amount Paid <u>730.00</u> Received Date <u>1/25/19</u> Received By <u>[Signature]</u>
---	---

Property Street Address 318 POLK ST

Historic District OAKWOOD

Historic Property/Landmark name (if applicable) _____

Owner's Name IAN & MARY Shields

Lot size .18 ACRES (width in feet) 50 (depth in feet) 100

For applications that require review by the COA Committee (Major Work), provide addressed, stamped envelopes to owners of all properties within 100 feet (i.e. both sides, in front (across the street), and behind the property) not including the width of public streets or alleys ([Label Creator](#)).

Property Address	Property Address
<u>314 POLK ST</u>	<u>319 POLK ST</u>
<u>304 POLK ST</u>	
<u>422 N Person St</u>	
<u>418 N Person St</u>	
<u>415 N BLOOD WORTH ST</u>	
<u>425 N BLOOD WORTH ST</u>	
<u>317 POLK ST</u>	
<u>315 POLK ST</u>	

I understand that all applications that require review by the commission's Certificate of Appropriateness Committee must be submitted by 4:00 p.m. on the application deadline; otherwise, consideration will be delayed until the following committee meeting. An incomplete application will not be accepted.

Type or print the following:


Applicant Robert Underwood, Underwood Tree Service

Mailing Address 4801 JESSIE DR

City APEX State NC Zip Code 27539

Date 1/24/2019 Daytime Phone 919 796-3593

Email Address UNDERWOOD_TREE@hotmail.com

Applicant Signature 

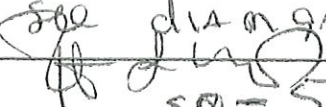
Will you be applying for rehabilitation tax credits for this project? Yes No

Did you consult with staff prior to filing the application? Yes No

Office Use Only

Type of Work 76, 80

Design Guidelines - Please cite the applicable sections of the design guidelines (www.rhdc.org).

Section/Page	Topic	Brief Description of Work (attach additional sheets as needed)
76	Removal HAZARDOUS tree	LARGE PECAN tree in BACK YARD HAS a STRESS CRACK and IS a HAZARD to persons & property. see ATTACHED photos
80	Removal of Large LIMB OVER SERVICE LINE	
		10-11" diameter LIMB in front of house, DANGER of falling on SERVICE LINE
		Removal Both items, follow ANSI-300 STANDARDS of Pruning. Replace with RED maple
		see diagram.
		 Robert Underwood
		SO-566A


Minor Work Approval (office use only)

Upon being signed and dated below by the Planning Director or designee, this application becomes the Minor Work Certificate of Appropriateness. It is valid until 08/06/2019. Please post the enclosed placard form of the certificate as indicated at the bottom of the card. Issuance of a Minor Work Certificate shall not relieve the applicant, contractor, tenant, or property owner from obtaining any other permit required by City Code or any law. Minor Works are subject to an appeals period of 30 days from the date of approval.

Signature (City of Raleigh) Collette R K Date 02/06/2019

	TO BE COMPLETED BY APPLICANT		TO BE COMPLETED BY CITY STAFF		
	YES	N/A	YES	NO	N/A
Attach 8-1/2" x 11" or 11" x 17" sheets with written descriptions and drawings, photographs, and other graphic information necessary to completely describe the project. Use the checklist below to be sure your application is complete.					
Minor Work (staff review) – 1 copy			✓		
Major Work (COA Committee review) – 10 copies					
1. Written description. Describe clearly and in detail the nature of your project. Include exact dimensions for materials to be used (e.g. width of siding, window trim, etc.)	<input type="checkbox"/>		✓		
2. Description of materials (Provide samples, if appropriate)	<input type="checkbox"/>		✓		
3. Photographs of existing conditions are required. Minimum image size 4" x 6" as printed. Maximum 2 images per page.	<input checked="" type="checkbox"/>		✓		
4. Paint Schedule (if applicable)	<input type="checkbox"/>	<input type="checkbox"/>		✓	
5. Plot plan (if applicable). A plot plan showing relationship of buildings, additions, sidewalks, drives, trees, property lines, etc., must be provided if your project includes any addition, demolition, fences/walls, or other landscape work. Show accurate measurements. You may also use a copy of the survey you received when you bought your property. Revise the copy as needed to show existing conditions and your proposed work.	<input type="checkbox"/>	<input type="checkbox"/>		✓	
6. Drawings showing existing and proposed work <ul style="list-style-type: none"> <input checked="" type="checkbox"/> Plan drawings <input type="checkbox"/> Elevation drawings showing the façade(s) <input type="checkbox"/> Dimensions shown on drawings and/or graphic scale (required) <input type="checkbox"/> 11" x 17" or 8-1/2" x 11" reductions of full-size drawings. If reduced size is so small as to be illegible, make 11" x 17" or 8-1/2" x 11" snap shots of individual drawings from the big sheet. 	<input type="checkbox"/>	<input type="checkbox"/>	✓		
7. Stamped envelopes addressed to all property owners within 100 feet of property not counting the width of public streets and alleys (required for Major Work). Use the Label Creator to determine the addresses.	<input type="checkbox"/>	<input type="checkbox"/>		✓	
8. Fee (See Development Fee Schedule)	<input type="checkbox"/>		✓		

. 318 POLK ST




Oak tree front yard prune limb over service line

: 318 POLK ST




Same oak tree front of house . Different angle




Pecan tree back yard . Co-dominate stem with signs of stress crack with included bark
Hazard to persons and surrounding property. Removal

318 POLK ST



Same pecan in back yard . Different angle



Close up of pecan tree

318 Polk St

