



CERTIFICATE OF APPROPRIATENESS PLACARD

for Raleigh Historic Resources

Project Description:

Alter rear deck material; install two columns on the rear porch; alter COA-0016-2025 to remove screening from rear porch

905 W Lenoir St

Address

Boylan Heights

Historic District

Historic Property

COA-0050-2026

Certificate Number

4/21/2026

Date of Issue

4/21/2027

Expiration Date

This card must be kept posted in a location within public view until all phases of the described project are complete. The work must conform with the code of the City of Raleigh and laws of the state of North Carolina. When your project is complete, you are required to ask for a final zoning inspection in a historic district area. Telephone the RHDC office at 832-7238 and commission staff will coordinate the inspection with the inspections Department. If you do not call for this final inspection, your Certificate of Appropriateness is null and void.

Signature, _____

Collette K

Raleigh Historic Development Commission

Pending the resolution of appeals, commencement of work is at your own risk.

Type or print the following:

Applicant name: Kim DeCoste + Frank Sheets

Mailing address: 905 W Lenoir St

City: Raleigh

State: NC

Zip code: 27604

Date: 4/14/2026

Daytime phone #: [REDACTED]

Email address: [REDACTED]

Applicant signature:

Kim DeCoste *Frank Sheets*

Minor work (staff review) – one copy

Major work (COA committee review) – ten copies

Additions > 25% of building sq. footage

New buildings

Demolition of building or structure

All other

Post approval re-review of conditions of approval

Office Use Only

Transaction #: _____

File #: COA-0050-2026

Fee: _____

Amount paid: _____

Received date: _____

Received by: _____

Property street address: 905 W Lenoir St

Historic district: Boylan Heights

Historic property/Landmark name (if applicable):

Owner name: Kim DeCoste + Frank Sheets

Owner mailing address: 905 W Lenoir St

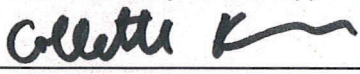
For applications that require review by the COA Committee (major work), provide addressed and stamped envelopes for owners for all properties with 100 feet on all sides of the property, as well as the property owner.

Property Owner Name & Address	Property Owner Name & Address

I understand that all major work applications that require review by the Raleigh Historic Development Commission's COA Committee must be submitted by 4 p.m. on the date of the application deadline; otherwise, consideration will be delayed until the following committee meeting. An incomplete application will not be accepted.

Will you be applying for rehabilitation tax credits for this project? Yes No	Office Use Only Type of work: _____ _____
Did you consult with staff prior to filing the application? Yes No	

Design Guidelines: please cite the applicable sections of the design guidelines (www.rhdc.org).		
Section/Page	Topic	Brief description of work (attach additional sheets as needed).
3.1/64-65	Decks	Deck is located to the rear of the house and not visible to the street so a change in floor material will not be visible from the street. Composite flooring to be sim. in size
3.2/66-67	Additions	requesting to add a column to the right and rear elevations of the covered porch

Minor Work Approval (office use only)	
Upon being signed and dated below by the Planning Director or designee, this application becomes the Minor Work Certificate of Appropriateness. It is valid until <u>04/21/2027</u> .	
Please post the enclosed placard form of the certificate as indicated at the bottom of the card. Issuance of a Minor Work Certificate shall not relieve the applicant, contractor, tenant, or property owner from obtaining any other permit required by City Code or any law. Minor Works are subject to an appeals period of 30 days from the date of approval.	
Signature (City of Raleigh) <u></u>	Date <u>04/21/2026</u>


905 W Lenoir St – Request Changes to Porch/Deck/Steps to Grade Flooring Material + Adding two columns to the Porch

The owners of 905 W Lenoir St would like to change the material that they were approved for on their new rear screened porch and deck. Pressure treated decking was approved for the flooring for these two structures. They would like to change the flooring material to TimberTech's Porch Collection. The porch will have tongue and groove 3.13" wide boards in mahogany. A square edged board of the same width and material will be used around the perimeter of the porch to finish off the raw edge of the tongue and groove field boards. This same square edge board will be used for the open deck, landing and steps to grade. Product info below. The reason for this change is so that a roof membrane can be installed under the decking to keep part of the garage under the porch and deck dry. Water will run under and beside the deck boards which would cause pressure treated decking to rot rather quickly. The composite material will not absorb and hold the water so will not deteriorate like the pressure treated decking.



[Products](#) [Inspiration](#) [Why TimberTech](#) [Resources](#) [Get Started](#)

Home > Porch Collection



TIMBERTECH ADVANCED PVC

Porch Collection

Hardwood & Stained Wood Looks

Give your porch the refined look of premium hardwood with all the benefits of a durable capped polymer material. Our high-performance, low-maintenance porch boards are designed with a tongue-and-groove system for minimal gapping, giving you a smooth surface you'll never have to sand, stain, or seal.

PORCH COLOR Mahogany



SAMPLE SIZE

1' Sample FREE \$0.00

\$0.00

- 1 +

ADD TO CART



i	T	✓	?
Details	Options and Dimensions	Installation & Warranty	FAQs
Standard Width Porch Boards	Wide Width Porch Boards		
<ul style="list-style-type: none"> - Actual dimensions: 3.13" x 1" - Lengths available: Tongue and groove 12' and 16' (in Coastline [®] , Cypress [®] , Dark Hickory, English Walnut, Mahogany, Oyster [®] , Weathered Teak [®]) Tongue and groove 10', 12', and 16' (in Slate Gray)	<ul style="list-style-type: none"> - Actual dimensions: 5.5" x 1" - Lengths available: Tongue and groove 12' and 16' (in Coastline [®] , Cypress [®] , Dark Hickory, English Walnut, Mahogany, Weathered Teak [®])		

i	T	✓	?
Details	Options and Dimensions	Installation & Warranty	FAQs
What is the difference between TimberTech Advanced PVC Deck and TimberTech Advanced PVC Porch boards?	Can TimberTech Advanced PVC Porch be used near water?		
TimberTech Advanced PVC Deck and TimberTech Advanced PVC Porch are made of the same high-performance material — the difference comes in their application and installation. Porch installation requires the joists to pitch away from the house at ¼" per foot. TimberTech Advanced PVC Porch boards are secured by a tongue and groove installation. They are available in 10' (Slate Gray standard width only), 12', and 16' lengths. TimberTech Advanced PVC Deck boards, available with square edges or grooved edges and are available in 12', 16', or 20' lengths.	<div style="border: 2px solid red; padding: 2px;">Yes, it's the ideal material to use around water.</div> TimberTech Advanced PVC Porch does not contain any moisture-absorbing wood, so it isn't susceptible to moisture-related deterioration commonly seen with wood such as rot and decay. Its synthetic makeup protects it against rotting, warping, and cupping — all water-related issues.		

The owners would also like to change the porch to be just a covered porch and not a screened in porch. Screens will not be installed. They would like to add a column to the right side elevation of the porch as well as the rear elevation of the porch. See revised elevations attached and the approved elevations from the COA application.

Currently Approved Rear Elevation

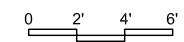


905 W Lenoir St - New Rear Elevation

Scale - 1/8" = 1'-0"

PELL ST studio

Architect
Ashley Henkel Morris
306 Pell Street
Raleigh, NC 27604
919.696.0970



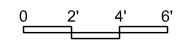


905 W Lenoir St - New Rear Elevation - Minor Work Revised 4/13/2026

Scale - 1/8" = 1'-0"

PELL ST studio

Architect
 Ashley Henkel Morris
 306 Pell Street
 Raleigh, NC 27604
 919.696.0970



Currently Approved Right Side Elevation



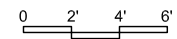
A COA approval has been issued for this project - COA-0016-2025

905 W Lenoir St - New Right Side Elevation

Scale - 1/8" = 1'-0"

PELL ST studio

Architect
Ashley Henkel Morris
306 Pell Street
Raleigh, NC 27604
919.696.0970





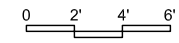
A COA approval has been issued for this project - COA-0016-2025

905 W Lenoir St - New Right Side Elevation - Minor Work Revised 4/13/2026

Scale - 1/8" = 1'-0"

PELL ST studio

Architect
Ashley Henkel Morris
306 Pell Street
Raleigh, NC 27604
919.696.0970





Front + Side Elevations of 905 W Lenoir st





Front Elevations of 905 W Lenoir St + Next Door Neighbors w/ Street Driveway Access





Left Side Elevations of 905 W Lenoir St





Rear Elevation of 905 W Lenoir St + Existing Deck

