



CERTIFICATE OF APPROPRIATENESS PLACARD

for Raleigh Historic Resources

Project Description:

Construct deck; remove rear paired windows; install rear French doors

720 N Bloodworth St

Address

Oakwood

Historic District

Historic Property

COA-0074-2026

Certificate Number

6/16/2026

Date of Issue

6/16/2027

Expiration Date

This card must be kept posted in a location within public view until all phases of the described project are complete. The work must conform with the code of the City of Raleigh and laws of the state of North Carolina. When your project is complete, you are required to ask for a final zoning inspection in a historic district area. Telephone the RHDC office at 832-7238 and commission staff will coordinate the inspection with the inspections Department. If you do not call for this final inspection, your Certificate of Appropriateness is null and void.

Signature, Collette K
Raleigh Historic Development Commission

Pending the resolution of appeals, commencement of work is at your own risk.

Type or print the following:

Applicant name:

Mailing address:

City:

State:

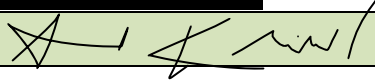
Zip code:

Date:

Daytime phone #:

Email address:

Applicant signature:



Minor work (staff review) – one copy

Major work (COA committee review) – ten copies

Additions > 25% of building sq. footage

New buildings

Demolition of building or structure

All other

Post approval re-review of conditions of approval

Office Use Only

Transaction #: _____

File #: **COA-0074-2026**

Fee: _____

Amount paid: _____

Received date: _____

Received by: _____

Property street address:

Historic district:

Historic property/Landmark name (if applicable):

Owner name:

Owner mailing address:

For applications that require review by the COA Committee (major work), provide addressed and stamped envelopes for owners for all properties with 100 feet on all sides of the property, as well as the property owner.

Property Owner Name & Address

Property Owner Name & Address

Property Owner Name & Address	Property Owner Name & Address

I understand that all major work applications that require review by the Raleigh Historic Development Commission's COA Committee must be submitted by 4 p.m. on the date of the application deadline; otherwise, consideration will be delayed until the following committee meeting. An incomplete application will not be accepted.

Will you be applying for rehabilitation tax credits for this project? Yes <input type="checkbox"/> No <input checked="" type="checkbox"/>	Office Use Only Type of work: _____ _____
Did you consult with staff prior to filing the application? Yes <input checked="" type="checkbox"/> No <input type="checkbox"/>	

Design Guidelines: please cite the applicable sections of the design guidelines (www.rhdc.org).		
Section/Page	Topic	Brief description of work (attach additional sheets as needed).
3.1	Decks	Construct new deck on rear of house
2.4	Fences & Walls	Use

Minor Work Approval (office use only)

Upon being signed and dated below by the Planning Director or designee, this application becomes the Minor Work Certificate of Appropriateness. It is valid until 06/16/2026.

Please post the enclosed placard form of the certificate as indicated at the bottom of the card. Issuance of a Minor Work Certificate shall not relieve the applicant, contractor, tenant, or property owner from obtaining any other permit required by City Code or any law. Minor Works are subject to an appeals period of 30 days from the date of approval.

Signature (City of Raleigh) Collette K Date 06/16/2026

The proposed back deck construction at 720 N Bloodworth St is designed to align with the Raleigh Historic Development Commission's (RHDC) "Design Guidelines for Raleigh Historic Districts and Landmarks," ensuring compatibility with the architectural character of the Oakwood Historic District.

Design Compatibility with Oakwood Historic District:

- **Architectural Harmony:** The deck's design reflects the Victorian-era styles prevalent in Oakwood, such as Queen Anne and Italianate, by incorporating appropriate materials and detailing.
- **Materials and Finishes:** Utilizing traditional materials like wood ensures the deck complements the historic aesthetic of the neighborhood.
- **Scale and Proportion:** The deck is proportionate to the existing structure, maintaining the district's historic scale and massing.
- **Location and Visibility:** Positioned at the rear of the property, the deck minimizes visibility from the street, preserving the historic streetscape.

Adherence to RHDC Guidelines:

This project adheres to the "Design Guidelines for Raleigh Historic Districts and Landmarks," specifically:

- **Section 3.1 (Decks):** Ensuring the deck does not damage or obscure the historic fabric of the structure and is designed to be removable without harm to the original building.
- **Section 2.4 (Fences and Walls):** Incorporating traditional materials and designs for any associated railings or privacy features to maintain historic character.

By following these guidelines, the proposed deck will enhance the property's functionality while preserving the Oakwood Historic District's unique architectural heritage.

Certificate of Appropriateness — Supplemental Detail

720 N. Bloodworth Street · Historic Oakwood District · Raleigh, NC

Project: Rear deck construction — reclaimed French doors and porch-matched railing

1. Reclaimed French Doors — 318 Oakwood Avenue (Melissa V. Bingham House, 1879)

The French doors proposed for this project are reclaimed from the Melissa V. Bingham House at 318 Oakwood Avenue, one of the earliest residences in the Oakwood Historic District and the first house completed on Oakwood Avenue. The doors are a matched pair of true divided-light French doors, each with fifteen lights set in wood muntins, retaining their original hardware including the period mortise lock with decorative brass escutcheon and ring-pull mechanism.

Their multi-pane glazing, proportions, and joinery are consistent with the late-nineteenth- and early-twentieth-century character of the district and reflect the same fenestration vocabulary found throughout Oakwood's Victorian-era housing stock. Reusing these doors preserves historic fabric from a contributing Oakwood structure and ensures that the materials introduced in this project are authentic to the period and neighborhood rather than modern reproductions. As salvaged original millwork from within the district itself, they are inherently historically appropriate to their new setting.



Reclaimed fifteen-light French doors with original mortise lock and brass hardware, salvaged from 318 Oakwood Avenue.

2. Porch Railing — To Match Existing Front Porch

The proposed deck railing will replicate the design, proportions, and materials of the existing front porch balustrade, which dates to the late-1920s porch and is characteristic of the dwelling's historic period. The existing railing consists of a profiled wood top rail and bottom rail spanning between square-section posts, infilled with simple square-section wood balusters (slat balusters) — the same vocabulary documented across Oakwood's early-twentieth-century porches.

The new railing will reproduce this profile: a flat-capped profiled wood top rail, a continuous bottom rail, and evenly spaced square wood balusters set with less than 4" clear between them, all painted to match the existing white trim. The assembly will be built to a 36" rail height to satisfy current residential code while maintaining the slat-baluster appearance, post spacing, and painted wood finish of the original front porch. Baluster spacing will be laid out so that the clear gap at each post matches the typical field gap, consistent with historic practice.

By matching the existing front porch in form, material, and finish, the deck railing maintains visual continuity with the historic dwelling and is appropriate to the character of the district.

Railing Specifications

- **Overall rail height:** 36" (top of cap above deck surface) — current residential code
- **Top rail:** Profiled wood cap over sub-rail, with eased/crowned edge and overhang reveal to match front porch
- **Bottom rail:** Continuous wood rail held above deck surface
- **Balusters:** Square-section wood (slat) balusters, painted; spaced less than 4" clear
- **Baluster layout:** Equal on-center spacing; clear gap at each post matched to field gap
- **Posts:** Square-section wood posts, matching existing front porch posts
- **Material:** Solid exterior-grade wood throughout (no composite or vinyl)
- **Finish:** Painted to match existing white porch trim

Railing Drawings

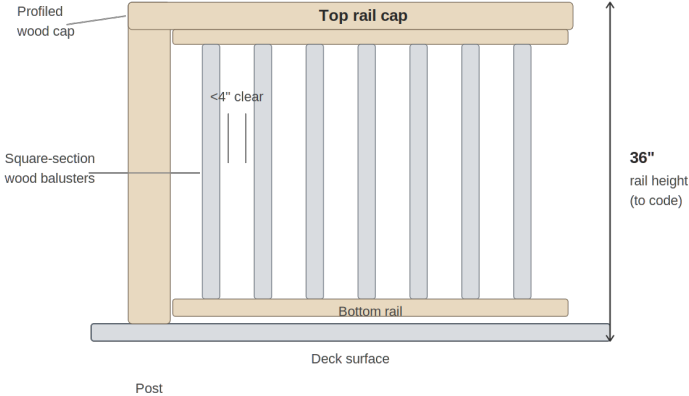


Figure 1 — Railing section. Overall assembly and 36" code height, with profiled cap, square balusters at <4" clear, and bottom rail.

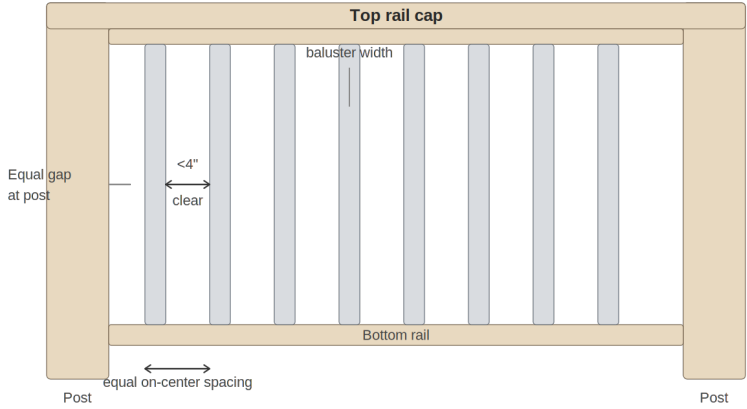


Figure 2 — Railing bay elevation. Baluster rhythm between posts, equal spacing, and matched clear gap at each post.

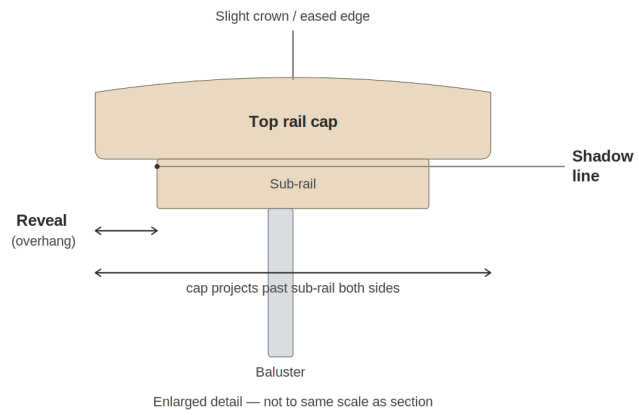


Figure 3 — Top rail cap profile (enlarged). Crowned/eased edge and overhang reveal that create the shadow line characteristic of the historic porch.

Existing Front Porch Railing (Design Being Matched)

The following photographs document the existing front porch railing whose design, proportions, and finish the proposed deck railing replicates. The proposed railing matches the design of the front porch; it does not reuse this specific material.



Existing front porch railing — overall view of cap, square slat balusters, and bottom rail.



Existing front porch cap profile — note the eased edge and overhang reveal to be replicated.



Existing front porch railing — cap and baluster detail.



