



CERTIFICATE OF APPROPRIATENESS PLACARD

for Raleigh Historic Resources

Project Description:

Install gutters and downspouts

547 E Jones St

Address

Oakwood

Historic District

Historic Property

COA-0076-2025

Certificate Number

6/23/2025

Date of Issue

12/23/2025

Expiration Date

This card must be kept posted in a location within public view until all phases of the described project are complete. The work must conform with the code of the City of Raleigh and laws of the state of North Carolina. When your project is complete, you are required to ask for a final zoning inspection in a historic district area. Telephone the RHDC office at 832-7238 and commission staff will coordinate the inspection with the inspections Department. If you do not call for this final inspection, your Certificate of Appropriateness is null and void.

Signature, _____

A handwritten signature in black ink, appearing to read "Collette K.", is written over a horizontal line.

Raleigh Historic Development Commission

Pending the resolution of appeals, commencement of work is at your own risk.

Type or print the following:

Applicant name:

Mailing address:

City:


State:

Zip code:

Date:

Daytime phone #:

Email address:

Applicant signature: 

Minor work (staff review) – one copy

Major work (COA committee review) – ten
copies

Additions > 25% of building sq. footage

New buildings

Demolition of building or structure

All other

Post approval re-review of conditions of
approval

Office Use Only

Transaction #: _____

File #: **COA-0076-2025**

Fee: _____

Amount paid: _____

Received date: _____

Received by: _____

Property street address:

Historic district:

Historic property/Landmark name (if applicable):

Owner name:

Owner mailing address:

For applications that require review by the COA Committee (major work), provide addressed and stamped envelopes for owners for all properties with 100 feet on all sides of the property, as well as the property owner.

Property Owner Name & Address

Property Owner Name & Address

I understand that all major work applications that require review by the Raleigh Historic Development Commission's COA Committee must be submitted by 4 p.m. on the date of the application deadline; otherwise, consideration will be delayed until the following committee meeting. An incomplete application will not be accepted.

Will you be applying for rehabilitation tax credits for this project? <u>Yes</u> No	Office Use Only
Did you consult with staff prior to filing the application? <u>Yes</u> No	Type of work: <u>40</u>

Design Guidelines: please cite the applicable sections of the design guidelines (www.rhdc.org).		
Section/Page	Topic	Brief description of work (attach additional sheets as needed).
3.5	Roofs	install gutters to prevent ongoing foundation and wood damage

<p align="center">Minor Work Approval (office use only)</p> <p>Upon being signed and dated below by the Planning Director or designee, this application becomes the Minor Work Certificate of Appropriateness. It is valid until <u>12/23/25</u>.</p> <p>Please post the enclosed placard form of the certificate as indicated at the bottom of the card. Issuance of a Minor Work Certificate shall not relieve the applicant, contractor, tenant, or property owner from obtaining any other permit required by City Code or any law. Minor Works are subject to an appeals period of 30 days from the date of approval.</p> <p>Signature (City of Raleigh) <u>Collette K</u> Date <u>02/23/25</u></p>
--


547 E Jones Gutter System

Below are photos of the proposed gutter system (red lines are gutters, purple lines are downspouts). All gutters and downspouts are white to match house trim color.

There will also be 3 downspout extensions on top of the front porch roof, which will be black to blend with the roof shingles.

Materials:


Gutter System

	6" Aluminum K-Style Seamless Classic White	<u>Quantity.</u>
---	---	------------------


Downspouts

	3"x4" Aluminum K-Style Downspouts Classic White	<u>Quantity.</u>
---	--	------------------


Leaf Protection System

	6" Leaf Blaster Pro Gutter Glove	<u>Quantity.</u>
--	----------------------------------	------------------

Accessories and Repairs

	6" Hidden Hangers Aluminum	<u>Quantity.</u>
---	----------------------------	------------------

Proposed Layout:







Current Photos of Property



1 - Front



2 - Front East



3 - Back East 1



4 - Back East 2



5 - Back 1



6 - Back 2



7 - Front West 1



8 - Front West 2



9 - West