



CERTIFICATE OF APPROPRIATENESS PLACARD

for Raleigh Historic Resources

Project Description:

Remove existing door; install new door; install two new windows

*Beyond this expiration date, NC Session Law 2021-03 grants an extension to all valid development permits until 150-days after NC Executive Order 116 is rescinded.

517 Oakwood Ave

Address

Oakwood

Historic District

Historic Property

COA-0095-2021

Certificate Number

5/26/2021

Date of Issue

11/27/2021*

Expiration Date

This card must be kept posted in a location within public view until all phases of the described project are complete. The work must conform with the code of the City of Raleigh and laws of the state of North Carolina. When your project is complete, you are required to ask for a final zoning inspection in a historic district area. Telephone the RHDC office at 832-7238 and commission staff will coordinate the inspection with the inspections Department. If you do not call for this final inspection, your Certificate of Appropriateness is null and void.

Signature, _____

Erin Morton

Raleigh Historic Development Commission

Pending the resolution of appeals, commencement of work is at your own risk.

Type or print the following:

Applicant name: Antoinette DiBenedetto + Denis McDowell

Mailing address: 517 Oakwood Ave

City: Raleigh

State: NC

Zip code: ~~27604~~ 27605

Date: 5/20/2021

Daytime phone #: 704-308-0057

Email address: antoinette.dibenedetto@gmail.com, denis@mcdowellis.com

Applicant signature:  

Minor work (staff review) – one copy

Major work (COA committee review) – ten
copies

Additions > 25% of building sq. footage

New buildings

Demolition of building or structure

All other

Post approval re-review of conditions of
approval

Office Use Only

Transaction #: _____

File #: COA-0095-2021

Fee: _____

Amount paid: _____

Received date: _____

Received by: _____

Property street address: 517 Oakwood Ave

Historic district: Oakwood

Historic property/Landmark name (if applicable):

Owner name: Antoinette DiBenedetto + Denis McDowell

Owner mailing address: 517 Oakwood Ave

For applications that require review by the COA Committee (major work), provide addressed and stamped envelopes for owners for all properties with 100 feet on all sides of the property, as well as the property owner.

Property Owner Name & Address	Property Owner Name & Address

I understand that all major work applications that require review by the Raleigh Historic Development Commission's COA Committee must be submitted by 4 p.m. on the date of the application deadline; otherwise, consideration will be delayed until the following committee meeting. An incomplete application will not be accepted.

Will you be applying for rehabilitation tax credits for this project? Yes <input type="radio"/> No <input checked="" type="radio"/>	Office Use Only Type of work: <u>29, 30, 85</u>
Did you consult with staff prior to filing the application? Yes <input type="radio"/> No <input checked="" type="radio"/>	

Design Guidelines: please cite the applicable sections of the design guidelines (www.rhdc.org).		
Section/Page	Topic	Brief description of work (attach additional sheets as needed).
2.7/50-52	Windows + Doors	Adding 2 windows + a door on a non-historic wall. Remove existing door + keep transom

Minor Work Approval (office use only)	
Upon being signed and dated below by the Planning Director or designee, this application becomes the Minor Work Certificate of Appropriateness. It is valid until <u>11/27/2021</u> . Please post the enclosed placard form of the certificate as indicated at the bottom of the card. Issuance of a Minor Work Certificate shall not relieve the applicant, contractor, tenant, or property owner from obtaining any other permit required by City Code or any law. Minor Works are subject to an appeals period of 30 days from the date of approval.	
Signature (City of Raleigh) <u>Geri North</u>	Date <u>05/26/2021</u>

Request adding two casement windows and a full lite patio doors to a non-historic wall in a screened in porch. Exterior trim will be site built to match existing trim. Request removal of an existing exterior door on the other wall of the screened in porch. Transom to stay as is.

Photos of Exterior where Windows and Doors will be Changing



Side of house moving from front of house to back



Window and door changes are proposed to happen on the walls of the screened in porch



These walls on the screened in porch are where the existing door will be removed and the new windows and door will be added. The wall that the windows and door will be added to may have been part of a walled in side porch. The roof is a very shallow shed roof and is much lower in eave height than the rest of the house. We are not sure when the screened porch was added.



Up-close photo of the existing exterior door that we are requesting to remove. We will keep the transom as is. This door was not originally here and has been modified quite a bit over time. The bottom of the door has been cut off. This wall most likely would have had a window centered in on the gable end. This house has been through a ton of changes over time both inside and out.



This is the wall that the new door and windows are proposed to be located on. This area is not visible from the street or the side of the house. It is set in from the side wall plane of the original house.

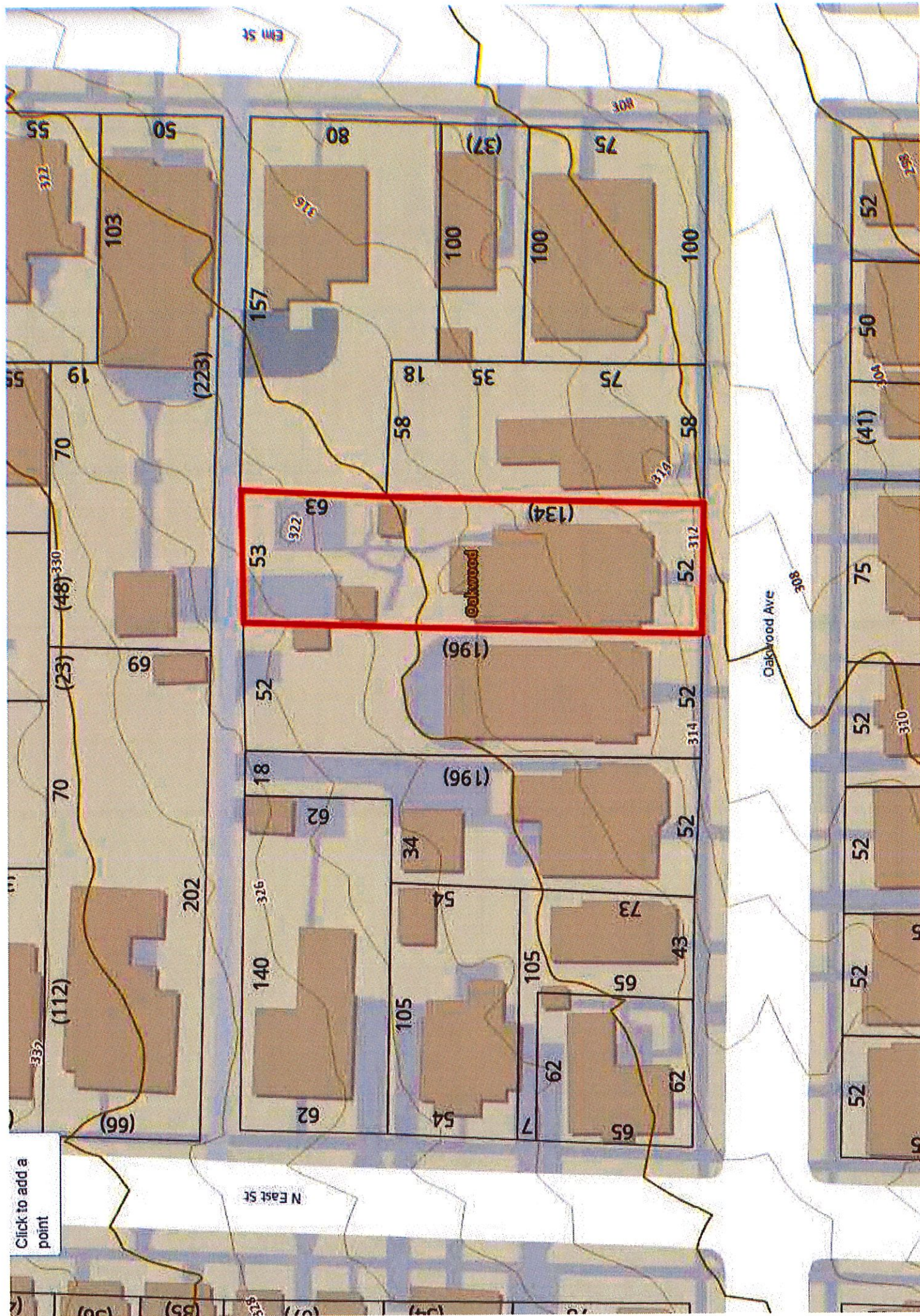


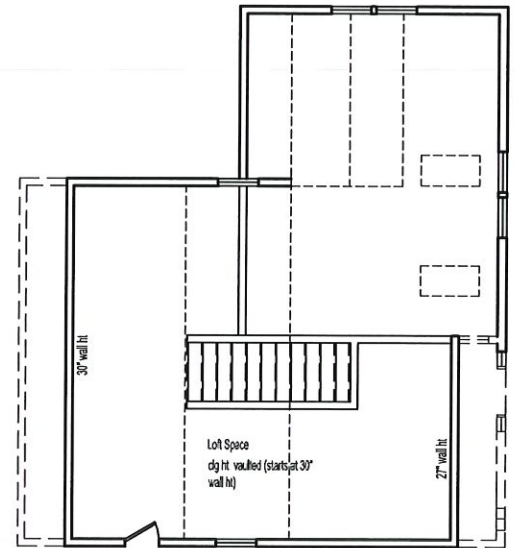
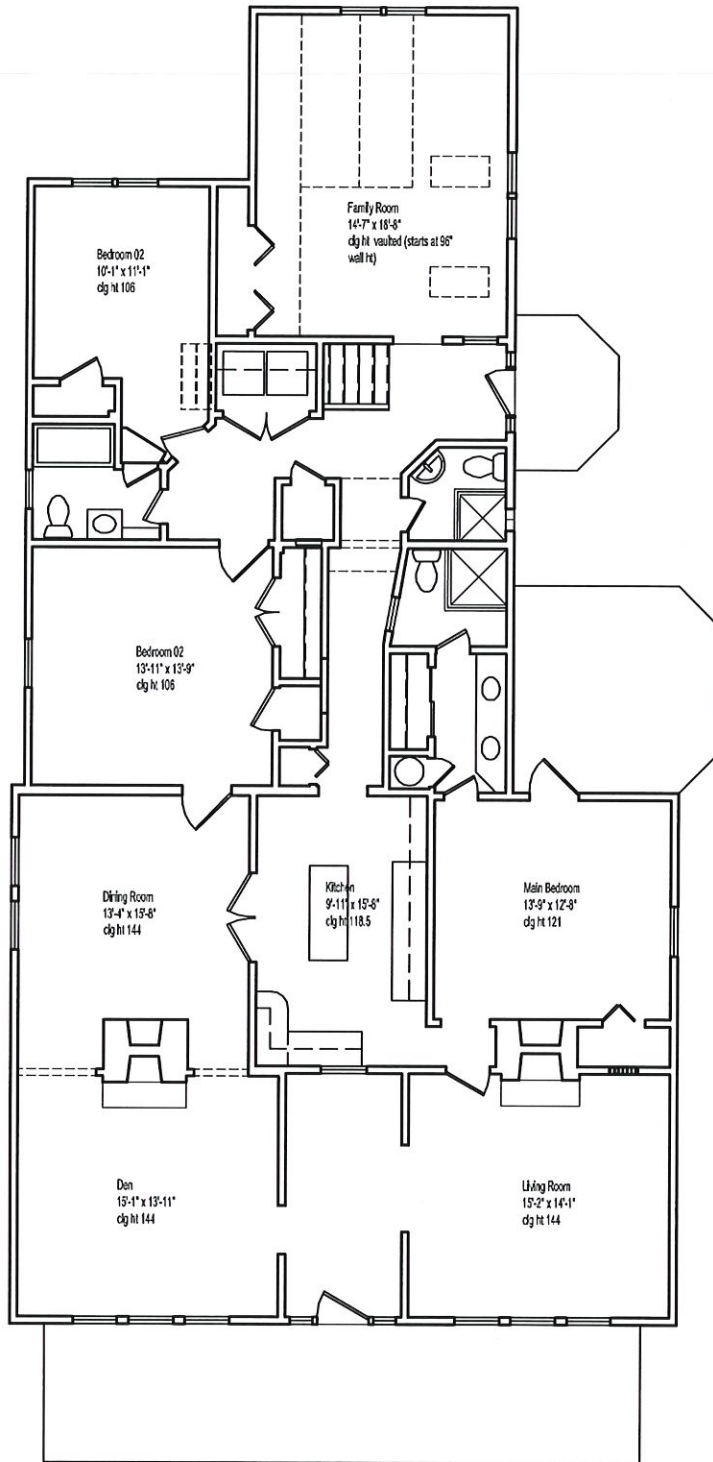
The owners are working on the interiors so excuse the wood work in the photo. This photo show the screened porch and the covered porch over the side entry door as we move towards the back elevation of the house.



View of the side of the house from the back yard.







517 Oakwood Ave - Existing Ground Floor Plan + Loft

Scale - 3/32" = 1'-0"



PELL ST studio

Architect
Ashley Henkel Morris
306 Pell Street
Raleigh, NC 27604
919.696.0970

ELEVATIONS

Casement Single Unit Elevations

Primed Unit Dimension
Rough Opening
Box Size
Class

19"	21"	23"	27"	31"	33"	35"	39"	45"
16½"	18½"	20½"	24½"	28½"	30½"	32½"	36½"	42½"
16"	18"	20"	24"	28"	30"	32"	36"	42"
11"	13"	15"	19"	23"	25"	27"	31"	37"

Unit Dimension
given for primed
units only




































































































Clad Unit Dimension
is identical to Box
Size

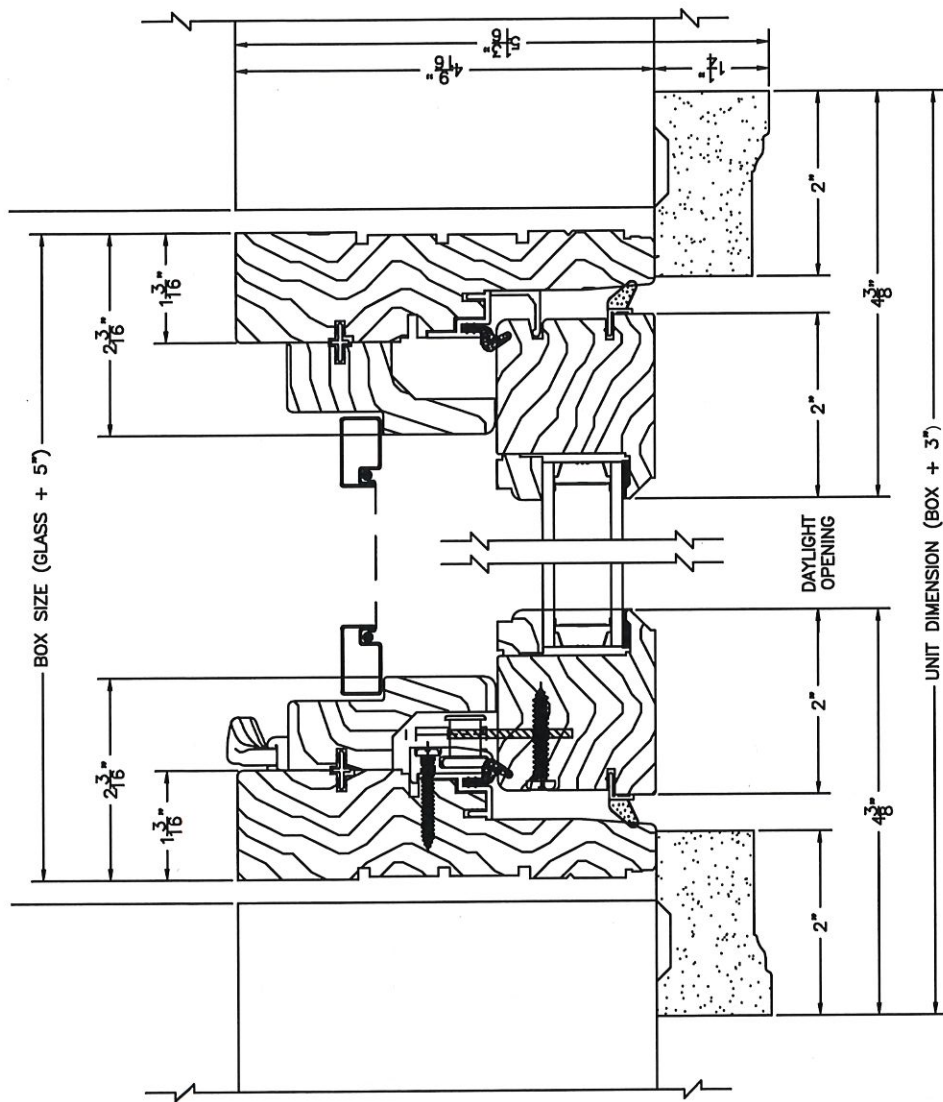
Masonry Opening:
Recommended
minimum of Unit or
Frame Dimension
plus ¼"

Shaded units meet
UBC egress codes
(5.7 sq. ft., 20"
width, 24" height
minimum)

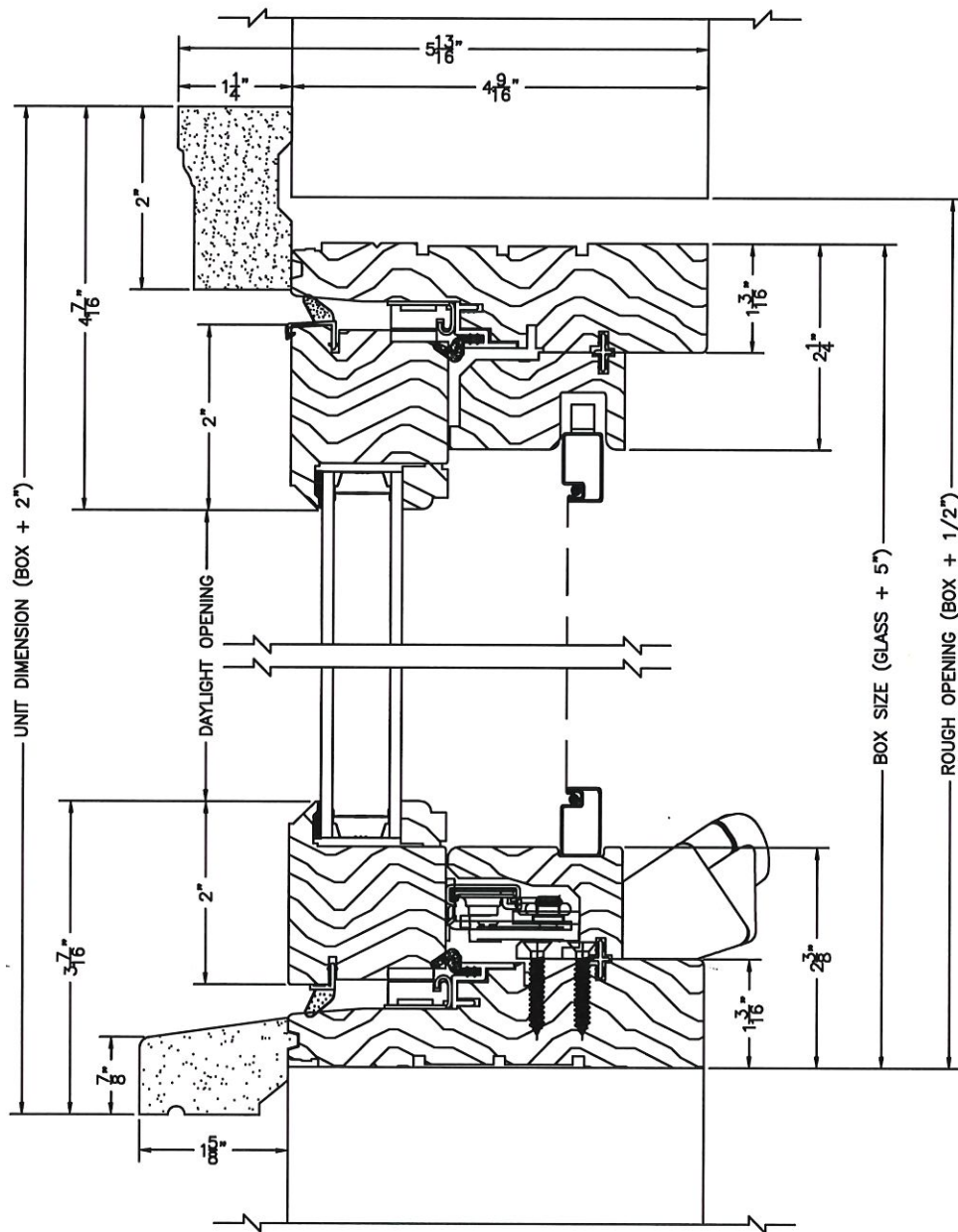
Note: 2" Sill Nosing
Option adds 1/2"
to Rough Opening
Height.

20"	22"	26"	30"	32"	34"	38"	42"	44"	50"	56"
18½"	20½"	24½"	28½"	30½"	32½"	36½"	40½"	42½"	48½"	54½"
18"	20"	24"	28"	30"	32"	36"	40"	42"	48"	54"
13"	15"	19"	23"	25"	27"	31"	35"	37"	43"	49"

								
1618	1818	2018	2418	2818	3018	3218	3618	4218
								
1620	1820	2020	2420	2820	3020	3220	3620	4220
								
1624	1824	2024	2424	2824	3024	3224	3624	4224
								
1628	1828	2028	2428	2828	3028	3228	3628	4228
								
1630	1830	2030	2430	2830	3030	3230	3630	4230
								
1632	1832	2032	2432	2832	3032	3232	3632	4232
								
1636	1836	2036	2436	2836	3036	3236	3636	4236
								
1640	1840	2040	2440	2840	3040	3240	3640	4240
								
1642	1842	2042	2442	2842	3042	3242	3642	4242
								
1648	1848	2048	2448	2848	3048	3248	3648	4248
								
1654	1854	2054	2454	2854	3054	3254	3654	4254



WOOD CASEMENT- HORIZONTAL SECTION
 SCALE: 6" = 1' 0"
LINCOLN WOOD PRODUCTS, INC.
 1400 W. TAYLOR ST. Merrill, WI 54452 (715) 536-2461



WOOD CASEMENT- VERTICAL SECTION
SCALE: 6" = 1' 0"

LINCOLN WOOD PRODUCTS, INC.

1400 W. TAYLOR ST.

Merrill, WI 54452

(715) 536-2461

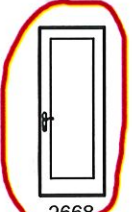





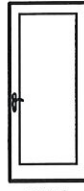



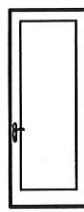



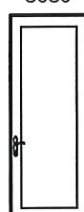
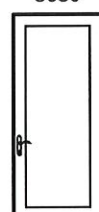
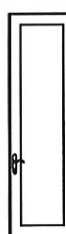
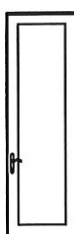
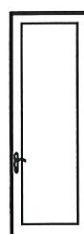
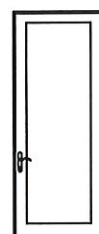
ELEVATIONS

Single Swing Patio Doors - 2-1/4" Panels

Unit Dimension given for wood In-Swing units only. Wood Out-Swing unit dimensions 3/8" larger in width and 3/16" larger in height.

Clad Unit Dimension is identical to Box Size


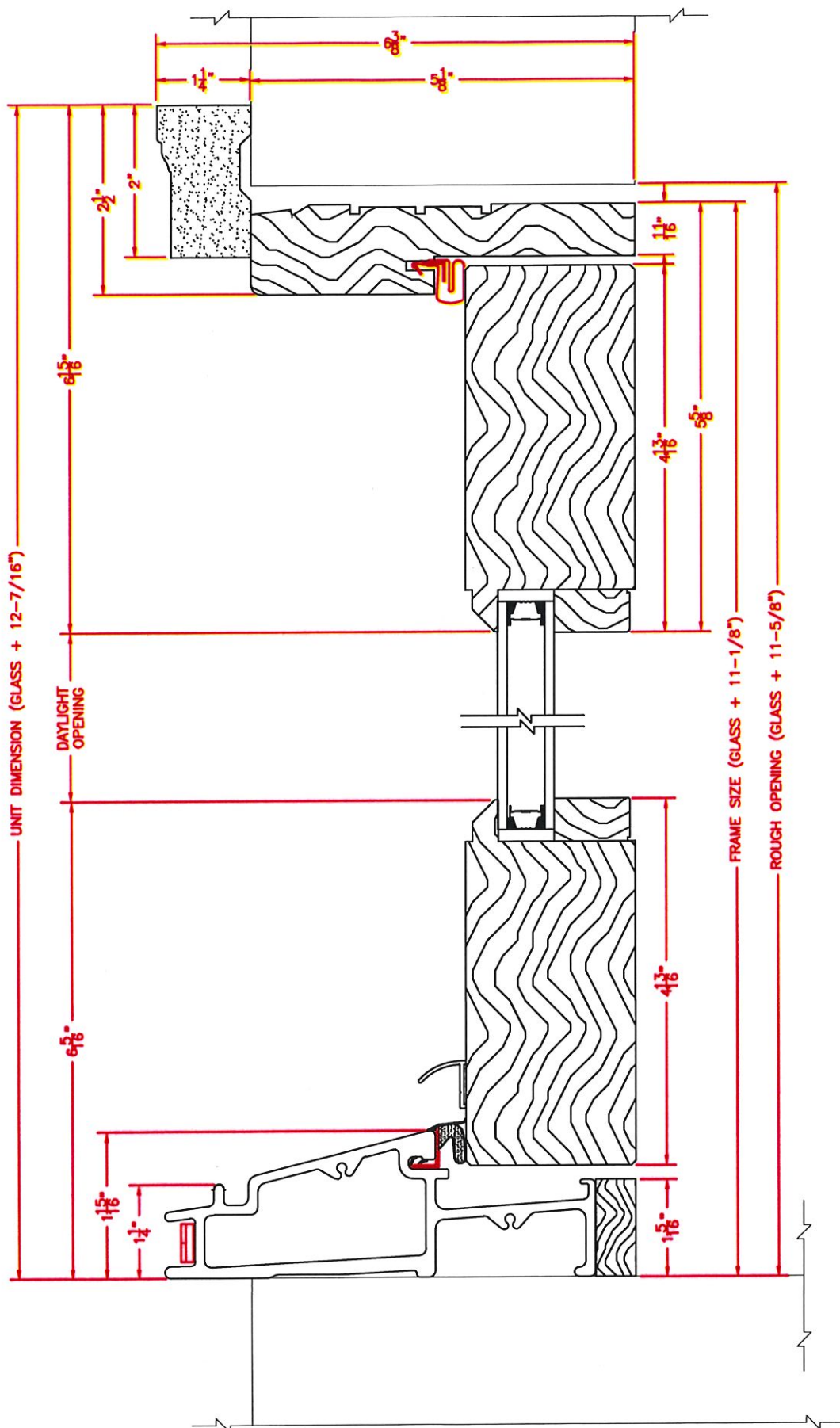
Masonry Opening: Recommended minimum of Unit or Box Dimension plus 1/4"

	34"	36"	40"	46"
Primed Unit Dimension	31 7/8"	33 7/8"	37 7/8"	43 7/8"
Rough Opening	31 1/8"	33 3/8"	37 1/8"	42 3/8"
Box Size	20 1/16"	22 1/16"	26 1/16"	32 1/16"
Glass				
83 5/8"				
	2668	2868	3068	3668
87 1/8"				
	2670	2870	3070	3670
86 3/4"				
	2680	2880	3080	3680
86 1/4"				
	2690	2890	3090	3690
72 3/4"				
	26100	28100	30100	36100
99 1/8"				
98 1/4"				
98 1/8"				
84 1/4"				
111 1/8"				
110 3/4"				
110 1/4"				
96 1/4"				
123 3/8"				
122 3/4"				
122 1/4"				
98 3/8"				



LINCOLN WOOD PRODUCTS, INC.

1400 W. TAYLOR ST. Merrill, WI 54452 (715) 536-2461



WOOD 2-1/4" IN-SWING PATIO DOOR - VERTICAL SECTION

SCALE: NOT TO SCALE

LINCOLN WOOD PRODUCTS, INC.

1400 W. TAYLOR ST.

Merrill, WI 54452

(715) 536-2461