RHDC
RALEIGH HISTORIC
DEVELOPMENT COMMISSION

CERTIFICATE OF APPROPRIATENESS PLACARD

for Raleigh Historic Resources

513 Florence St
Address

Boylan Heights
Historic District

Historic Property

COA-0103-2026
Certificate Number

8/3/2026
Date of Issue

8/3/2027
Expiration Date

Project Description:

Change exterior paint color; remove non-historic siding; replace porch concrete slab

This card must be kept posted in a location within public view until all phases of the described project are complete. The work must conform with the code of the City of Raleigh and laws of the state of North Carolina. When your project is complete, you are required to ask for a final zoning inspection in a historic district area. Telephone the RHDC office at 832-7238 and commission staff will coordinate the inspection with the inspections Department. If you do not call for this final inspection, your Certificate of Appropriateness is null and void.

Signature, Collette K

Raleigh Historic Development Commission

Pending the resolution of appeals, commencement of work is at your own risk.

Type or print the following:		
Applicant name: Sherri Harris & Silas Kath		
Mailing address: 513 Florence St.		
City: Raleigh	State: NC	Zip code: 27603
Date: 7/12/2026	Daytime phone #: [redacted]	
Email address: [redacted]		
Applicant signature:< [redacted]		

Minor work (staff review) – one copy Major work (COA committee review) – ten copies Additions > 25% of building sq. footage New buildings Demolition of building or structure All other Post approval re-review of conditions of approval	**Office Use Only** Transaction #: _____ File #: **COA-0103-2026** Fee: _____ Amount paid: _____ Received date: _____ Received by: _____

Property street address: 513 Florence St. Raleigh NC 27603
Historic district: Boylan Heights
Historic property/Landmark name (if applicable):
Owner name: Sherri Harris & Silas Kath
Owner mailing address: 513 Florence St. Raleigh NC 27603

For applications that require review by the COA Committee (major work), provide addressed and stamped envelopes for owners for all properties with 100 feet on all sides of the property, as well as the property owner.

Property Owner Name & Address	Property Owner Name & Address

I understand that all major work applications that require review by the Raleigh Historic Development Commission's COA Committee must be submitted by 4 p.m. on the date of the application deadline; otherwise, consideration will be delayed until the following committee meeting. An incomplete application will not be accepted.

Will you be applying for rehabilitation tax credits for this project? Yes No Did you consult with staff prior to filing the application? Yes No	Office Use Only Type of work:_____

Design Guidelines: please cite the applicable sections of the design guidelines (www.rhdc.org).		
Section/Page	Topic	Brief description of work (attach additional sheets as needed).
2.6	Exterior Walls	Remove non-historic siding to reveal original wood siding below.
2.4	Paint Exterior	Paint original wood siding attached color. Trim to be painted a similar white to existing trim.
2.8	Porch	Replace current concrete slab with same type of porch slab as part of foundation repair work. (see attached)
2.2	Masonry	Repair/Replace foundation wall (see attached)

Minor Work Approval (office use only)

Upon being signed and dated below by the Planning Director or designee, this application becomes the Minor Work Certificate of Appropriateness. It is valid until 08/03/2027.

Please post the enclosed placard form of the certificate as indicated at the bottom of the card. Issuance of a Minor Work Certificate shall not relieve the applicant, contractor, tenant, or property owner from obtaining any other permit required by City Code or any law. Minor Works are subject to an appeals period of 30 days from the date of approval.

Signature (City of Raleigh) Collette K Date 08/03/2026

Scope of Work

Thank you for allowing us to earn your business. We approach each project using a comprehensive plan that corrects the source of the problems and the symptoms they have caused. This strategy allows us to provide a quality solution that lasts longer than a bandage-style fix for something caused by an underlying issue.

After examining your property, we have prepared the following estimate to repair the deficiencies found. This document will provide a detailed explanation of our recommended solution and the associated costs. Some deficiencies may be hidden from view, whether covered with insulation or underground. If any additional problems are found, no additional work will be performed without written approval by the homeowner.

Cornerstone offers a transferrable Lifetime Warranty on all repairs performed by CFR. Some items carry a warranty against movement but all carry a warranty on workmanship.

Section 1

Concrete Replacement and Lifting

Product	Quantity
Replace Concrete (Square Foot) *A new 4" (minimum) concrete slab will be formed and poured on a prepared sub grade.*	128
General Site Work (Each)	1

Notes

1. Remove the front porch slab being careful as to not damage the porch columns.
2. Dig out and haul away any loose fill located under the front wall of the home. Compact the existing dirt.
3. After the repairs are complete, backfill with washed stone, install wire, and pour a new slab.

Foundation Repairs

Product	Quantity
Replace existing foundation wall (Each) *Replace existing foundation wall per Chapter 4 of the 2018 building code.*	1

Notes

1. Install a new footing per the report and construct a new 8" CMU wall under the front entrance.

Crawlspace and Basement Structural Repairs

Product	Quantity
New 8x16 CMU Pier (Each) *Install a new mortared CMU pier on a poured concrete footing. Size of masonry pier and footing determined by height of new pier per code.*	2
Repoint Masonry Piers or Coat with Cement (Each) *Grind out loose mortar and replace with new or coat the pier with cement.*	1
New 8x16 CMU Pier (Each) *Install a new mortared CMU pier on a poured concrete footing. Size of masonry pier and footing determined by height of new pier per code.*	2
Sister Floor Joist or Dropped Girder (each bay) (Each) *Fully sister the damaged floor joists from bearing point to bearing point. Attach with a face hanger or a ledger. Nail to the existing joist per code.*	1
Repair or replace rim joist/band (Foot)	12

Notes

1. Remove the existing deteriorated masonry piers shown in photos 12 and 13. Install new concrete footings (16” x 16 ” x 12” thick) and install new 8” CMU piers.
2. Install the missing brick shown in photo 11 under the auxiliary girder.
3. Replace the 4x4 post in photo 9 on the deck footing with a new 8x16 CMU on a poured in place footing. Install a new CMU pilaster under the girder shown in photo10.
3. For all deteriorated or damaged joists, sister a new joist of the same depth and attach with 8d nails at 16” on center staggered top and bottom.
4. Repair the water damaged sections of rim along the sides and front foundation wall.

Section 2

Engineering, Permitting, and Subcontracted Work

Product	Quantity
Standard Permit (Each) *Standard Permit*	1
Engineering--Design or Close Out Only (Each) *Standard Engineering*	1

Notes

N/A

Raleigh Historic Development Commission – Certificate of Appropriateness Paint Schedule	
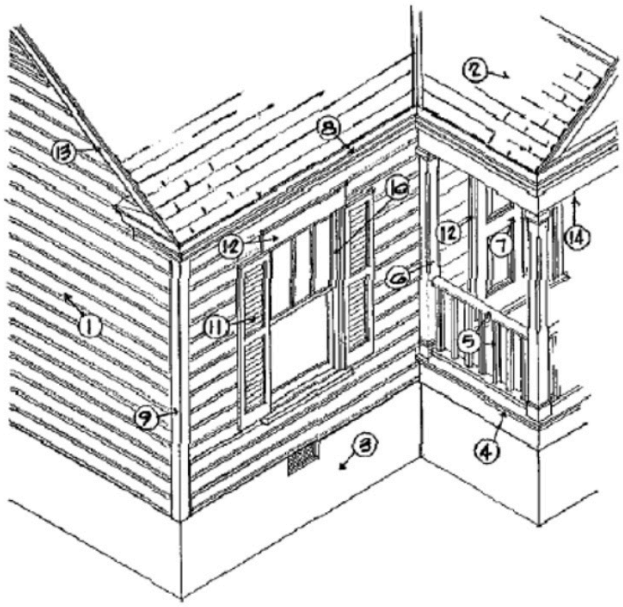	
Applicant Sherri Harris & Silas Kath	
Address 513 Florence St. Raleigh NC 27603	
Paint Manufacturer (Please submit color chips with this schedule) Sherman Williams	
Color Schedule	
1	**Body of House** In the Navy SW9178
2	**Roofing**
3	**Foundation**
4	**Porch Floor**
5	**Railing**
6	**Columns** Snowbound SW7004
7	**Entrance Door** Snowbound SW7004
8	**Cornice**
9	**Corner Boards**
10	**Window Sash** Snowbound SW7004
11	**Shutter**
12	**Door & Window Trim** Snowbound SW7004
13	**Rake**
14	**Porch Ceiling**
15	**Other**

SHERWIN-WILLIAMS

What can we help you find?

0 - $0.00

Paints & Supplies | Find Color | Project Center | For Pros | Special Offers

Digital Color Wall

Color with Confidence

Experiment with color – directly on the surface.

ORDER COLOR TO GO

Please visit our paint color family pages →

SEARCH COLOR | COLOR FAMILIES

Sherwin-Williams Colors | SELECT COLOR COLLECTION



Sherwin-Williams

Contact Us / Frequently Asked Questions
Newsroom
Investor Relations
Careers
Privacy Policy
Accessibility Statement
Terms and Conditions of Sale
Terms of Use
Forced Labor and Human Trafficking
Your Privacy Choices
Other Sherwin-Williams Sites

© 2026 The Sherwin-Williams Company

Sign up for PaintPerks®

Get the latest inspiration on color and cutting edge design.

PaintPerks® Terms & Conditions
Register Now →

Connect

SHERWIN-WILLIAMS

What can we help you find?

0 - $0.00

aints & Supplies | Find Color | Project Center | For Pros | Special Offers

Color > Blue Paint Colors > **SW 9178 In the Navy**

SW 9176 | SW 9177 | SW 9178 | SW 2739 | SW 2740 | SW 6244 | SW 9179

SAVE

Expert Pick

SW 9178

In the Navy

FULL DETAILS

LRV: 4

RGB: 40 / 56 / 73

Hex Value: #283849

Location Number: 253-C3

Available in: Interior/Exterior

Color Collections: Colormix Forecast 2018 (Unity)

Color Family(s): Blue

Create the feel of solidity in your den or study with this cool, stalwart blue. Balance the room with a warm neutral like Dirty Martini.

Sample this color:

FREE Color Chip | Peel & Stick | Paint Sample

Or, shop paint:

Interior Paint | Exterior Paint

Digital Color Wall

Color with Confidence

Experiment with color – directly on the surface.

ORDER COLOR TO GO

Please visit our paint color family pages →

× CANCEL

RED | ORANGE | YELLOW | GREEN | BLUE | PURPLE | NEUTRAL | WHITE & PASTEL

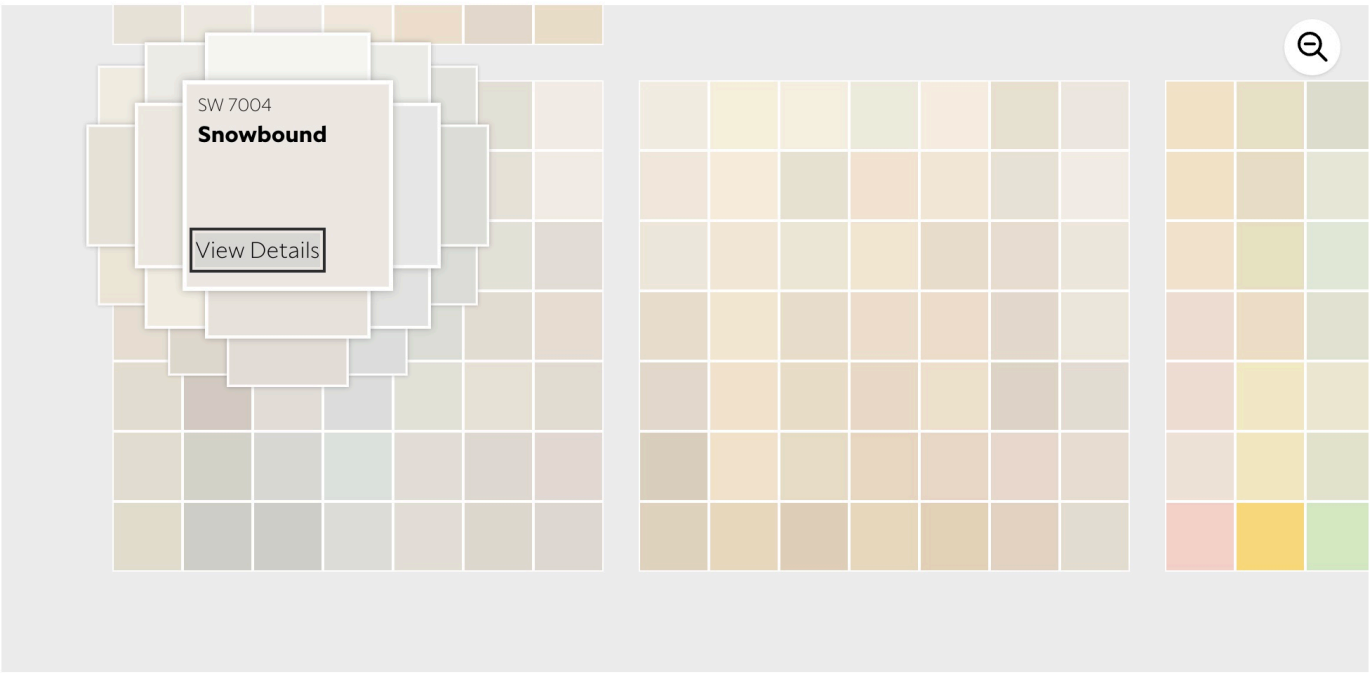

© 2026 The Sherwin-Williams Company

Sign up for PaintPerks®

Get the latest inspiration on color and cutting edge design.

PaintPerks® Terms & Conditions
Register Now →

Connect

SAVE

September 2022 Color of the Month

SW 7004

Snowbound

FULL DETAILS

LRV: 83

RGB: 237 / 234 / 229

Hex Value: #EDEAE5

Location Number: 256-C2

Available in: Interior/Exterior

Color Collections: Color ID (Minimalist), Living Well (Reflect), Top 50 Colors, Finest Whites & Neutrals (Finest Whites), Colormix Forecast 2024 (a Study in Delicate Tints), Top Interior Colors, Top Exterior Colors

Color Family(s): White

With its slight gray undertone, this versatile cool white pairs well with other gray-influenced colors. Like stepping into a snowy glade.

Sample this color:

FREE Color Chip | Peel & Stick | Paint Sample

Or, shop paint:

Interior Paint | Exterior Paint

Photos

Section 1

Concrete Replacement and Lifting

Crawlspace and Basement Structural Repairs

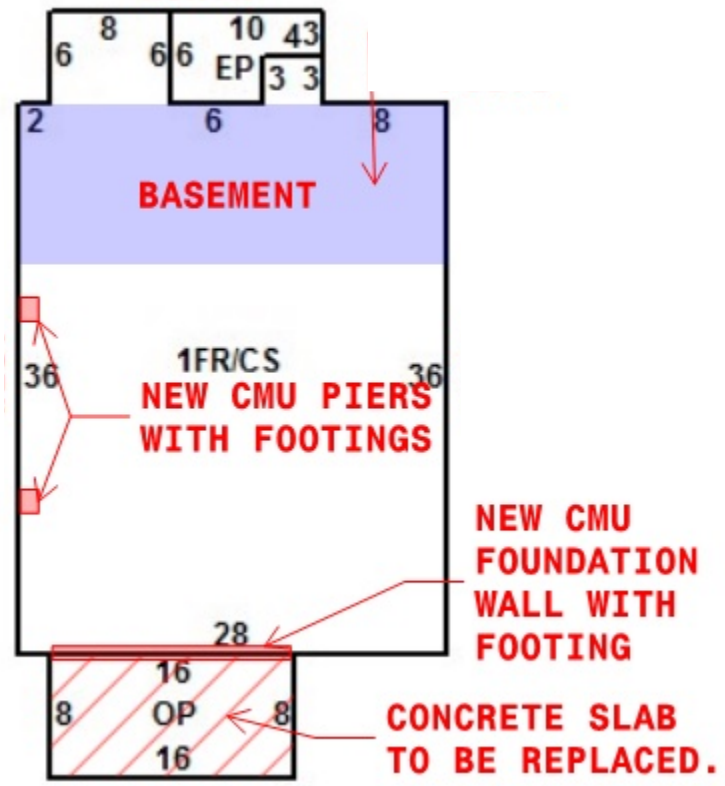
8
10
43
6
6
6
EP
3
3
2
6
8
BASEMENT
1FR/CS
36
36
NEW CMU PIERS
WITH FOOTINGS
NEW CMU
FOUNDATION
WALL WITH
FOOTING
28
16
8
OP
8
16
CONCRETE SLAB
TO BE REPLACED.

513

513