



CERTIFICATE OF APPROPRIATENESS PLACARD

for Raleigh Historic Resources

Project Description:

Install gutters and downspouts

706 Hinsdale St

Address

Glenwood-Brooklyn

Historic District

Historic Property

COA-0104-2019

Certificate Number

9/12/2019

Date of Issue

3/12/2020

Expiration Date

This card must be kept posted in a location within public view until all phases of the described project are complete. The work must conform with the code of the City of Raleigh and laws of the state of North Carolina. When your project is complete, you are required to ask for a final zoning inspection in a historic district area. Telephone the RHDC office at 832-7238 and commission staff will coordinate the inspection with the inspections Department. If you do not call for this final inspection, your Certificate of Appropriateness is null and void.

Signature, _____

Collette R. Kinnel

Raleigh Historic Development Commission

Pending the resolution of appeals, commencement of work is at your own risk.

Type or print the following:		
Applicant name: Jennifer Sikora		
Mailing address: 706 Hinsdale St.		
City: Raleigh	State: NC	Zip code: 27605
Date: 8/27/2019	Daytime phone #: 412-260-0789	
Email address: jennifer_sikora@yahoo.com		
Applicant signature:		
<p>Minor work (staff review) – one copy</p> <p>Major work (COA committee review) – ten copies</p> <p> Additions > 25% of building sq. footage</p> <p> New buildings</p> <p> Demolition of building or structure</p> <p> All other</p> <p>Post approval re-review of conditions of approval</p>		<p>Office Use Only</p> <p>Transaction #: _____</p> <p>File #: <u>COA-0104-2019</u></p> <p>Fee: _____</p> <p>Amount paid: _____</p> <p>Received date: _____</p> <p>Received by: _____</p>
Property street address: 706 Hinsdale St.		
Historic district: Glenwood-Brooklyn		
Historic property/Landmark name (if applicable): n/a		
Owner name: Eric Boduch and Jennifer Sikora		
Owner mailing address: (same as above)		

For applications that require review by the COA Committee (major work), provide addressed and stamped envelopes for owners for all properties with 100 feet on all sides of the property, as well as the property owner.

Property Owner Name & Address	Property Owner Name & Address

I understand that all major work applications that require review by the Raleigh Historic Development Commission's COA Committee must be submitted by 4 p.m. on the date of the application deadline; otherwise, consideration will be delayed until the following committee meeting. An incomplete application will not be accepted.

Will you be applying for rehabilitation tax credits for this project? Yes <input type="radio"/> No <input checked="" type="radio"/>	Office Use Only Type of work: <u>40</u>
Did you consult with staff prior to filing the application? Yes <input checked="" type="radio"/> No <input type="radio"/>	


Design Guidelines: please cite the applicable sections of the design guidelines (www.rhdc.org).		
Section/Page	Topic	Brief description of work (attach additional sheets as needed).
2.5.8	Exterior	We will be installing gutters and downspouts on the front and sides of the home. Gutter installation will not remove molding on front of the home.

Minor Work Approval (office use only)	
Upon being signed and dated below by the Planning Director or designee, this application becomes the Minor Work Certificate of Appropriateness. It is valid until <u>03/12/2020</u> .	
Please post the enclosed placard form of the certificate as indicated at the bottom of the card. Issuance of a Minor Work Certificate shall not relieve the applicant, contractor, tenant, or property owner from obtaining any other permit required by City Code or any law. Minor Works are subject to an appeals period of 30 days from the date of approval.	
Signature (City of Raleigh) <u>Collette R. K.</u>	Date <u>09/12/2019</u>

706 Hinsdale St. – Gutter & Downspouts minor project description & photos:

This project will be to install gutters and downspouts on the front and sides of the home, none exist today. The gutters and downspouts will be 6" in size and white in color to match the trim of the house. The contractor will install a 2x6 board (and paint white) on top of existing fascia so as not to remove or alter the molding trim on the house. On the front of the home, where the small red box indicates (below), will be a junction for the gutters. Leaf guards will be installed only on the back right-side gutters of the home and will be a grey-brown in color to closely match the roof color.

Photos of the home with red lines indicating placement of gutters & downspouts:



(continued next page)





Left side gutter placement




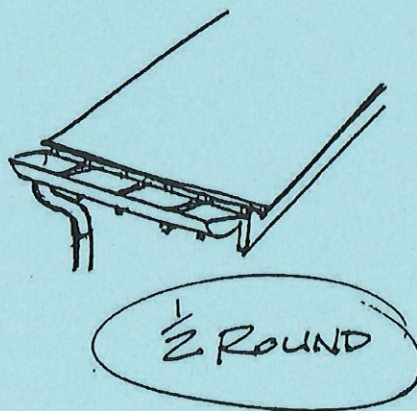

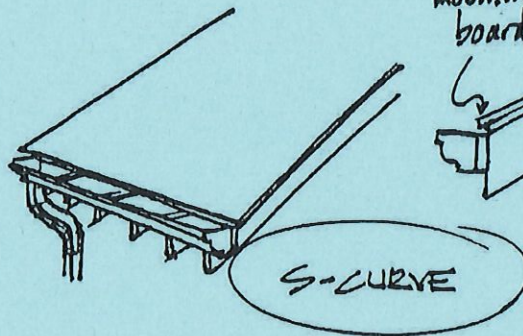
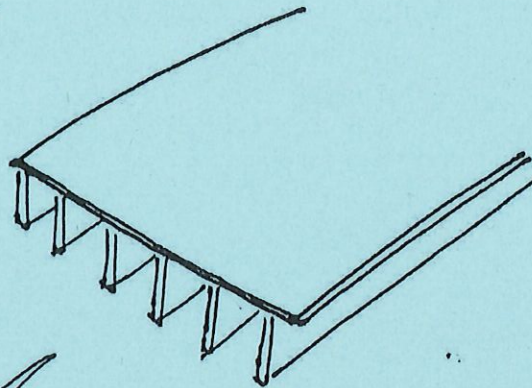
Front gutter placement



Right side gutter placement

APPROPRIATE OPTIONS

For mounting
gutters on
exposed
rafter ends...



— in either case, bottom
tips of rafters should
remain as visible as
possible.