



CERTIFICATE OF APPROPRIATENESS PLACARD

for Raleigh Historic Resources

Project Description:

Construct exterior infill wall

*Beyond this expiration date, NC Session Law 2021-03 grants an extension to all valid development permits until 150-days after NC Executive Order 116 is rescinded.

601 Cutler St

Address

Boylan Heights

Historic District

Historic Property

COA-0130-2021

Certificate Number

8/20/2021

Date of Issue

2/20/2022*

Expiration Date

This card must be kept posted in a location within public view until all phases of the described project are complete. The work must conform with the code of the City of Raleigh and laws of the state of North Carolina. When your project is complete, you are required to ask for a final zoning inspection in a historic district area. Telephone the RHDC office at 832-7238 and commission staff will coordinate the inspection with the inspections Department. If you do not call for this final inspection, your Certificate of Appropriateness is null and void.

Signature, _____

Erin Morton

Raleigh Historic Development Commission

Pending the resolution of appeals, commencement of work is at your own risk.

Type or print the following:			
Applicant name: Eric Cohen + Courtney Cohen			
Mailing address: 601 Cutler St			
City: Raleigh	State: NC		Zip code: 27604
Date: 7/30/2021		Daytime phone #: 919-616-4668 & 919-601-4733	
Email address: elcohen15@gmail.com cmkavcsak@icloud.com			
Applicant signature:			
Minor work (staff review) – one copy Major work (COA committee review) – ten copies Additions > 25% of building sq. footage New buildings Demolition of building or structure All other Post approval re-review of conditions of approval		<div style="text-align: center;">Office Use Only</div> Transaction #: _____ File #: COA-0130-2021 Fee: _____ Amount paid: _____ Received date: _____ Received by: _____ _____	
Property street address: 601 Cutler St			
Historic district: Boylan Heights			
Historic property/Landmark name (if applicable):			
Owner name: Eric Cohen + Courtney Cohen			
Owner mailing address: 601 Cutler St			

For applications that require review by the COA Committee (major work), provide addressed and stamped envelopes for owners for all properties with 100 feet on all sides of the property, as well as the property owner.

Property Owner Name & Address	Property Owner Name & Address

I understand that all major work applications that require review by the Raleigh Historic Development Commission's COA Committee must be submitted by 4 p.m. on the date of the application deadline; otherwise, consideration will be delayed until the following committee meeting. An incomplete application will not be accepted.

Will you be applying for rehabilitation tax credits for this project? Yes <input type="radio"/> No <input checked="" type="radio"/>	Office Use Only Type of work: <u>57, 85</u>
Did you consult with staff prior to filing the application? Yes <input checked="" type="radio"/> No <input type="radio"/>	

Design Guidelines: please cite the applicable sections of the design guidelines (www.rhdc.org).		
Section/Page	Topic	Brief description of work (attach additional sheets as needed).
3.2/66-67	Additions	Infill a cut out in the footprint where an addition was added to create a l
2.7/50-51	Windows/Doors	Add one new window at infill of niche, remove 2 pairs of window on an

Minor Work Approval (office use only)

Upon being signed and dated below by the Planning Director or designee, this application becomes the Minor Work Certificate of Appropriateness. It is valid until 02/20/2021.

Please post the enclosed placard form of the certificate as indicated at the bottom of the card. Issuance of a Minor Work Certificate shall not relieve the applicant, contractor, tenant, or property owner from obtaining any other permit required by City Code or any law. Minor Works are subject to an appeals period of 30 days from the date of approval.

Signature (City of Raleigh) Emi Martin Date 08/20/2021

Proposed Changes to 601 Cutler St

The owners would like to fill in the niche that has been created on the side elevation of their house in order to create a laundry room. This section of the house was an addition. The niche has the existing roof line over it. We are proposing to fill in the niche which will require adding in a brick foundation to match existing with a wood sided wall above to match existing. We are proposing a new all wood casement window to be added to provide natural light to the new space.

Materials -

Brick to match existing and to be painted. Wood siding to match existing, 4.5" exposure with a smooth face. Window trim to match existing and be site built. All wood windows with a 7/8" putty muntin profile. Drip cap above window trim to match existing. Sills to be the historic 1-3/4" depth.



Front Elevation of 601 Cutler St



Lenoir St Side Elevation



Lenoir Side Street Elevation of 601 Cutler St



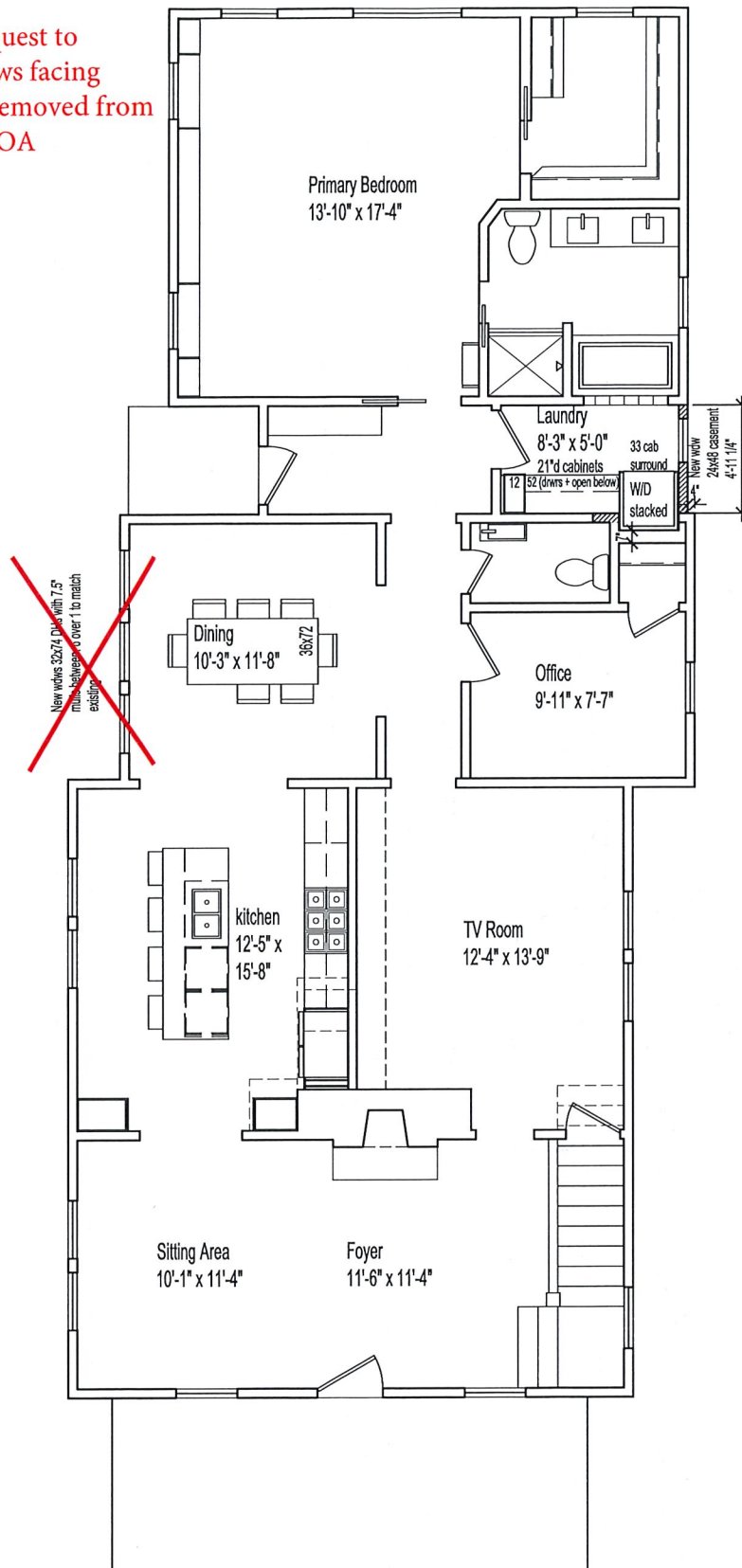
Rear Elevation



Side Elevation of 601 Cutler St + Existing Niche in the Exterior



08/20/21 - Request to
replace windows facing
Lenoir Street removed from
minor work COA



PELL ST studio

Architect
Ashley Henkel Morris
306 Pell Street
Raleigh, NC 27604
919.696.0970

601 Cutler St - New Ground Floor Plan - Infill Niche to Create Laundry

Scale - 1/8" = 1'-0"



0 2' 4' 6'



Notch out in footprint
that we are proposing to
fill to create a laundry room

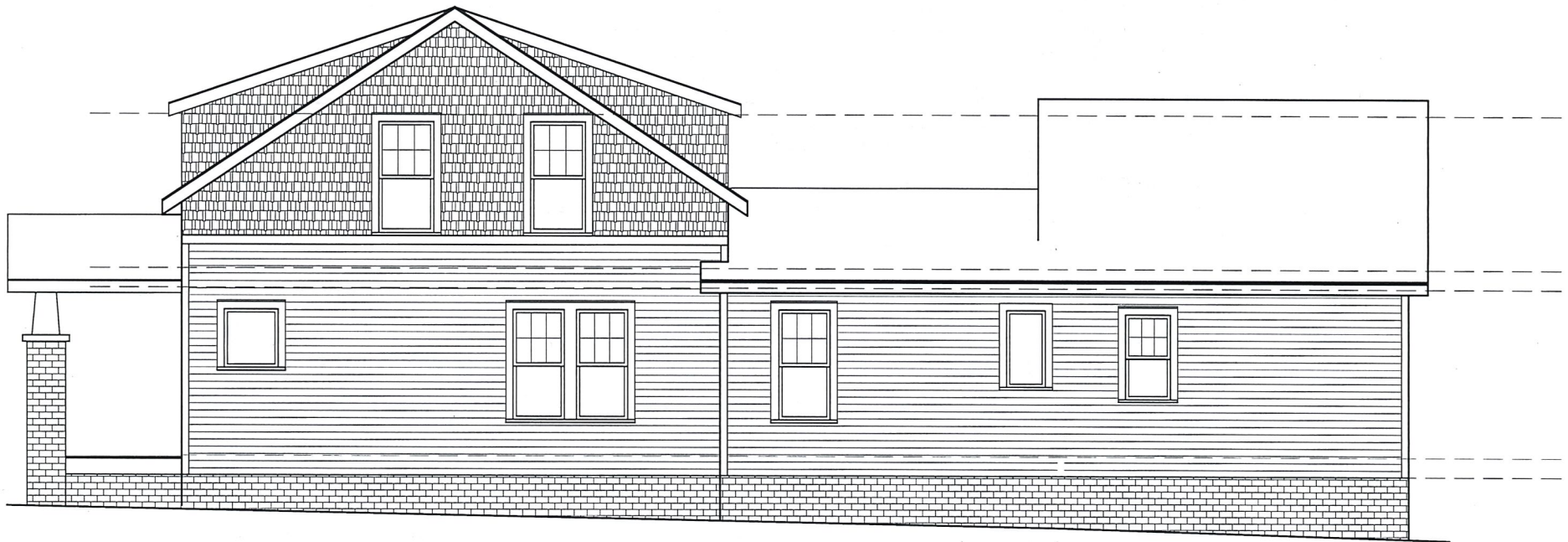
601 Cutler St - Existing Side Elevation (Right) - Infill Niche to Create Laundry

Scale - 1/8" = 1'-0"

PELL ST studio

Architect
Ashley Henkel Morris
306 Pell Street
Raleigh, NC 27604
919.696.0970

0 2' 4' 6'



Notch out in footprint
that we are proposing to
fill to create a laundry room.
New 24x48 wood casement wdw

PELL ST studio

Architect
Ashley Henkel Morris
306 Pell Street
Raleigh, NC 27604
919.696.0970




































































































601 Cutler St - New Side Elevation (Right) - Infill Niche to Create Laundry

Scale - 1/8" = 1'-0"

0 2' 4' 6'

ELEVATIONS

Casement Single Unit Elevations

	Primed Unit Dimension								
	Rough Opening								
	Box Size								
	Class								
	19"	21"	23"	27"	31"	33"	35"	39"	45"
	16½"	18½"	20½"	24½"	28½"	30½"	32½"	36½"	42½"
	16"	18"	20"	24"	28"	30"	32"	36"	42"
	11"	13"	15"	19"	23"	25"	27"	31"	37"
20"									
22"									
26"									
30"									
32"									
34"									
38"									
42"									
44"									
50"									
56"									

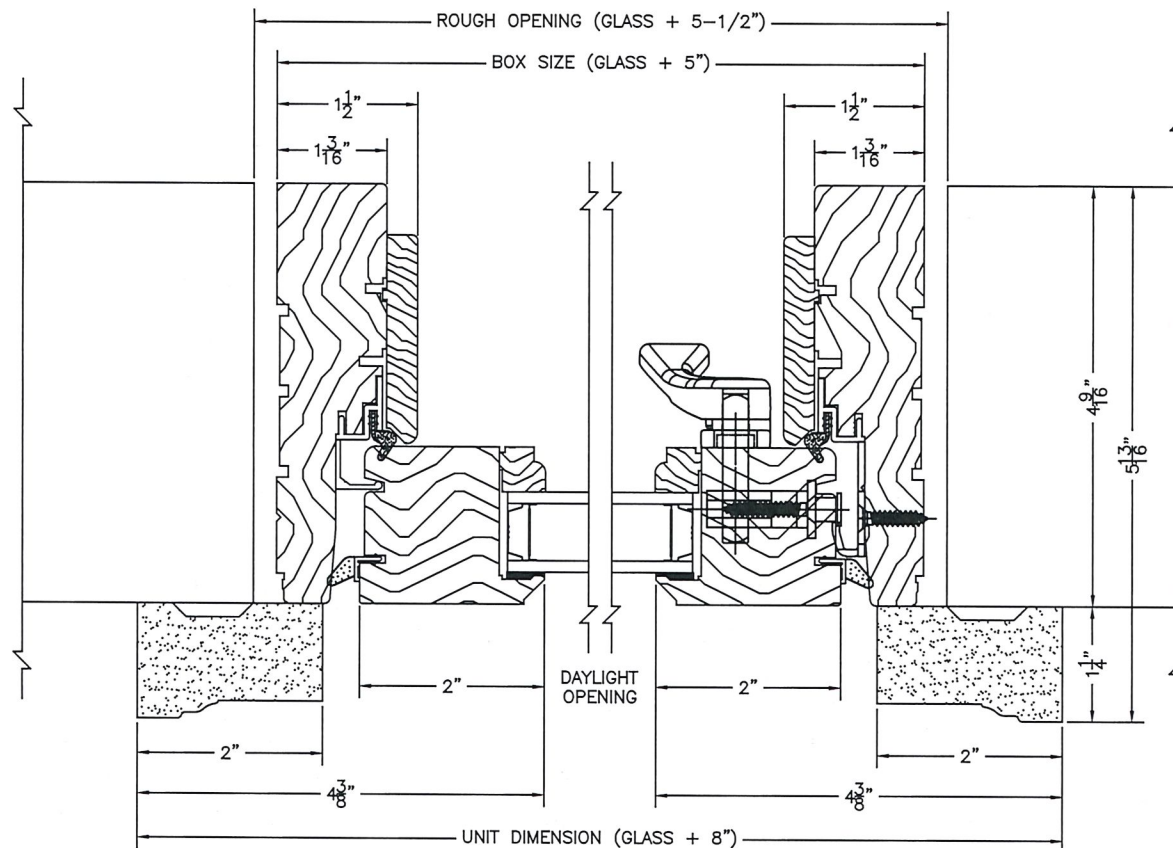
Unit Dimension given for primed units only

Clad Unit Dimension is identical to Box Size

Masonry Opening: Recommended minimum of Unit or Frame Dimension plus ¼"

Shaded units meet UBC egress codes (5.7 sq. ft., 20" width, 24" height minimum)

Note: 2" Sill Nosing Option adds 1/2" to Rough Opening Height.



**WOOD PUSH OUT CASEMENT- HORIZONTAL SECTION
NO SCREEN**

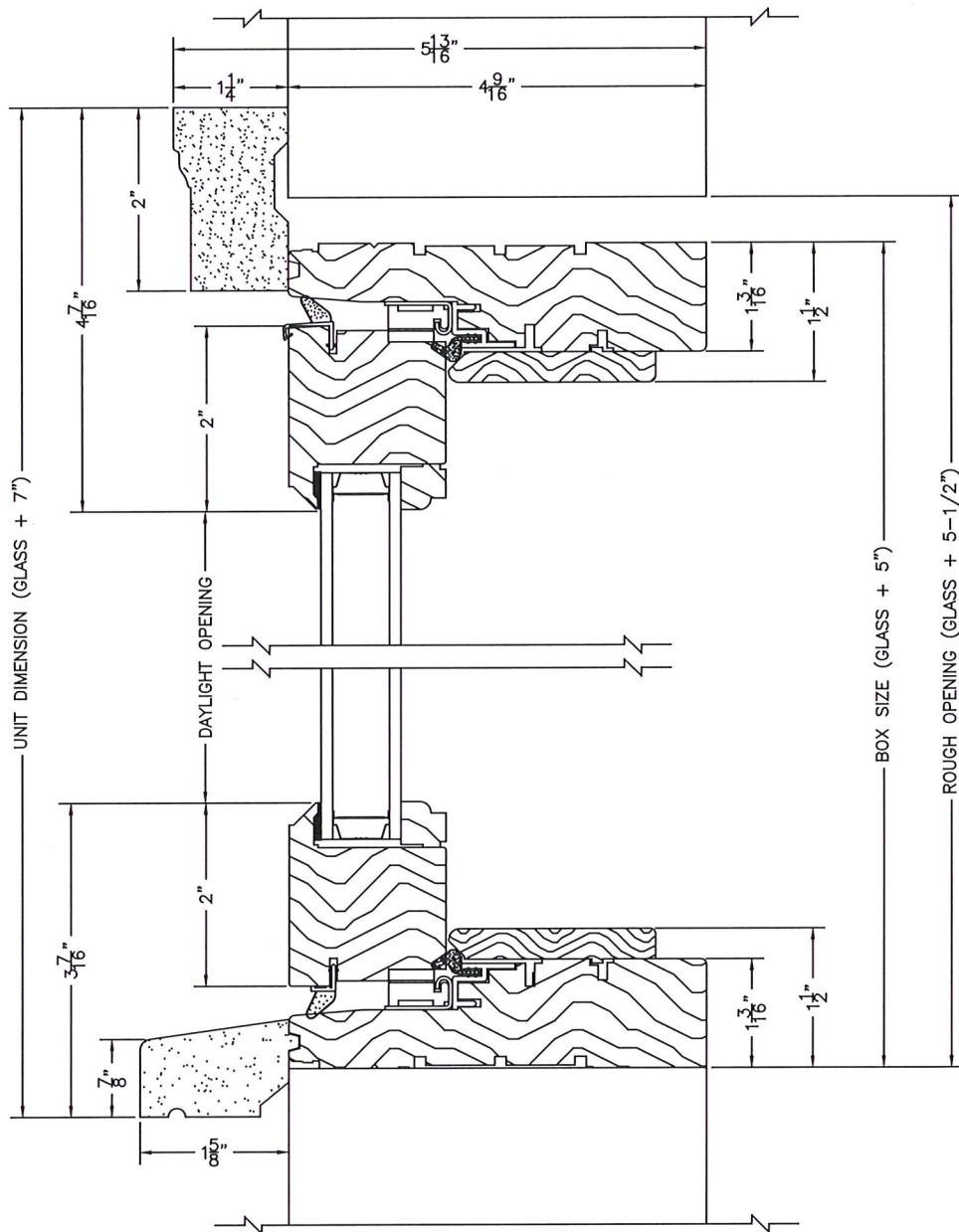
SCALE: 6" = 1' 0"

LINCOLN WOOD PRODUCTS, INC.

1400 W. TAYLOR ST.

Merrill, WI 54452

(715) 536-2461



WOOD PUSH OUT CASEMENT - VERTICAL SECTION
NO SCREEN

SCALE: 6" = 1' 0"

LINCOLN WOOD PRODUCTS, INC.

1400 W. TAYLOR ST. Merrill, WI 54452 (715) 536-2461