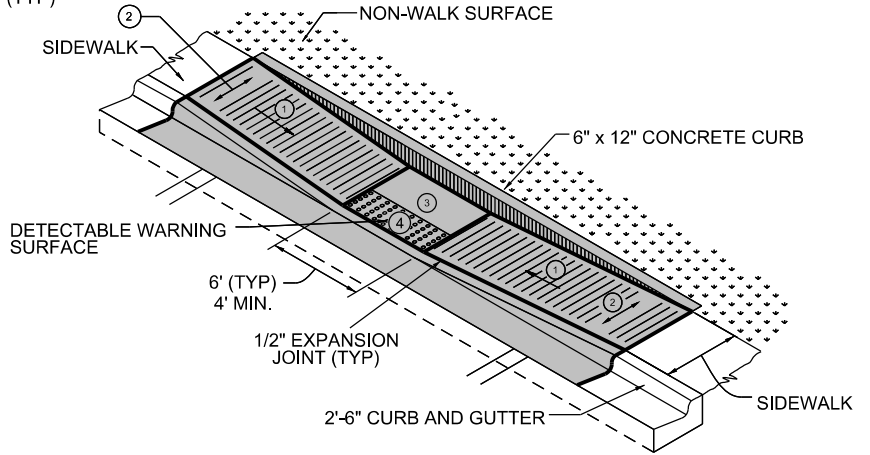


CONCRETE DEPTH	
RAMP / FLARES	6"
LANDING	4"

CROSS SLOPE NOT TO EXCEED 1.5% (2.08% MAX) ON ANY PORTION OF RAMP OR TRANSITION TO STREET.

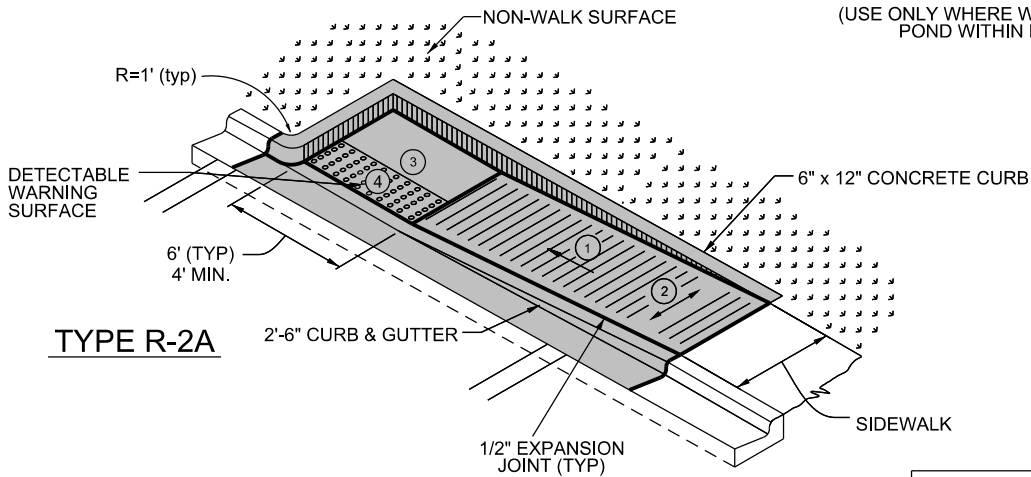
TYPE R-1

- ① 7.5%; 8.33% (1:12) MAX RAMP SLOPE
- ② 1.5%; 2.08% (1:48) MAX CROSS SLOPE
- ③ CURB RAMPS REQUIRE A (4'-0") MINIMUM LANDING WITH A MAXIMUM CROSS SLOPE AND LONGITUDINAL SLOPE OF 1.5% (2.08% MAX) WHERE PEDESTRIANS PERFORM TURNING MANEUVERS. SLOPE TO DRAIN TO CURB.
- ④ RAMPS AND DOMES SHALL BE INSTALLED THE SAME WIDTH AS THE SIDEWALK.
- ⑤ IF LENGTH EXCEEDS 5', TRUNCATED DOMES SHALL BE INSTALLED ALONG THE BACK OF THE CURB COVERING THE FULL WIDTH OF THE RAMP.



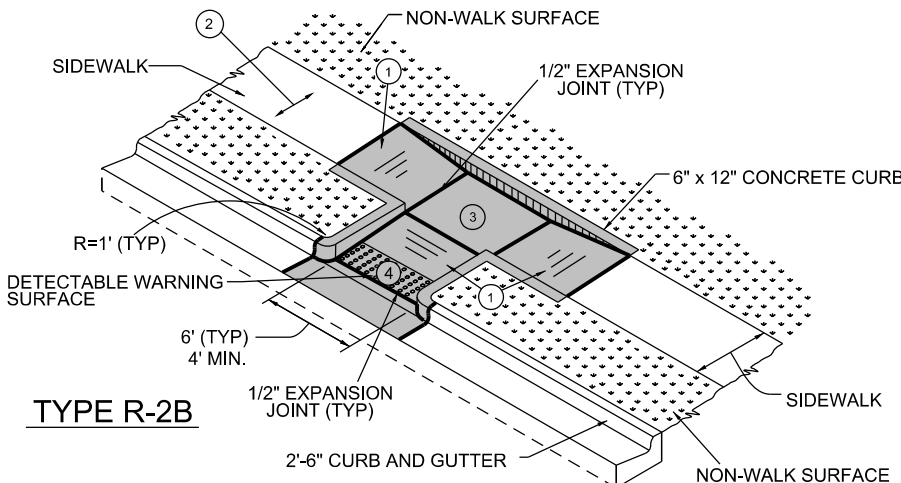
TYPE R-2

(USE ONLY WHERE WATER WILL NOT POND WITHIN LANDING)



TYPE R-2A

CONCRETE DEPTH	
RAMP / FLARES	6"
LANDING	4"



TYPE R-2B

**CITY OF RALEIGH
STANDARD DETAIL**

REVISIONS	DATE: 8/2020	NOT TO SCALE
DATE: 12/2022	<p>CURB RAMPS (RETROFIT)</p> <p>T-20.01.5</p>	