








































# Five Points Streetscape and Safety Study

## Concept Comparison



Measure	<div>Concept A</div>	<div>Concept G</div>	<div>Concept I</div>
Travel Time and Congestion		  	
Traffic Speeds		  	 
Traffic Safety		  	 
Walking/Bicycling Conditions		  	 
Access to Businesses		 	
On-Street Parking			
Green Space		  	 
Construction Cost/ROW Impacts	< \$ 1 M	\$5 – 10 M	> \$ 10 M