

# TRANSPORTATION

## Preliminary Traffic Calming Design & Public Comment





# How do we approach the traffic calming design?

- Consistent treatment placement along entire street
  - 400' – 700' spacing of treatments
  - Close spacing is used for streets with a higher speed compliance issue
  - Target pedestrian heavy amenities to increase safety, such as access to the Walnut Creek greenway trail, Eliza Pool park, and nearby Dix park
- Targeted placement to fix a speed related crash issue
  - If a pattern of speed related crashes is identified, targeted treatment placement can eliminate that crash pattern
  - If no pattern is identified locationally, but multiple speed related crashes have occurred, consistent treatment spacing can help eliminate crashes along an entire street

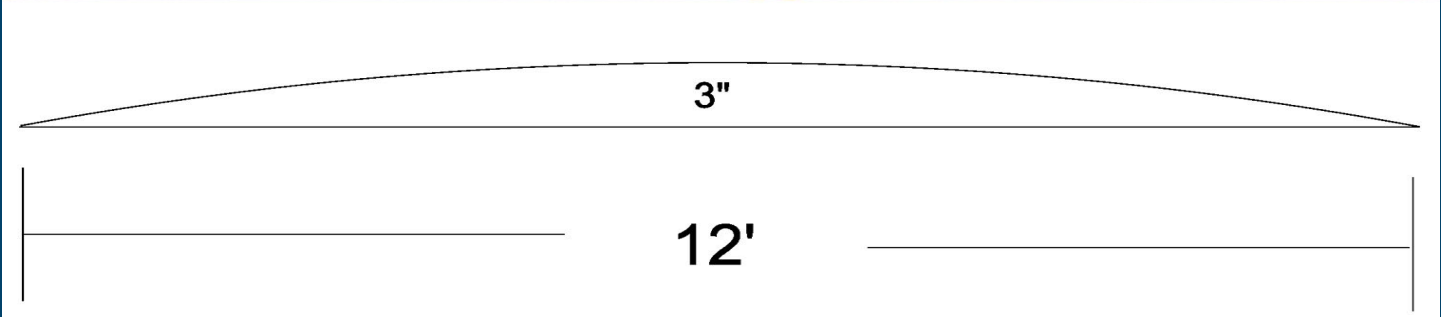


Raleigh

# Treatment Limitations

- Your street's width will determine what types of treatments can be placed
  - Prospect Ave is approximately 31' wide
  - Based on this street width, vertical traffic calming elements are appropriate and are being proposed as part of this project

# Speed Humps (vertical)





# Speed Humps (vertical)

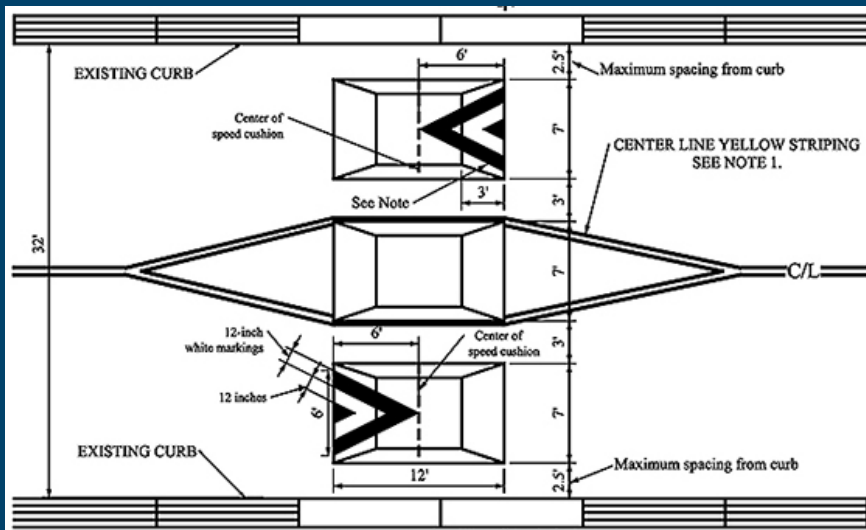
## Pros

- Can be the most effective
- Fast installation time/Less impact during construction
- Versatile placement options based on compact footprint

## Cons

- Does not contrast as much with existing roadway
- Impact to driving comfort
- Creates slight delay in emergency service's response times

# Speed Cushions (vertical)



\*Speed Cushion dimensions vary based on roadway dimensions





# Speed Cushions (vertical)

## Pros

- Can be as effective as speed humps
- Relatively low impact installation timeline, but slightly slower than a standard hump as more labor is required
- Versatile placement options based on compact footprint
- Slightly faster emergency service's response times due to tire slits for larger vehicles

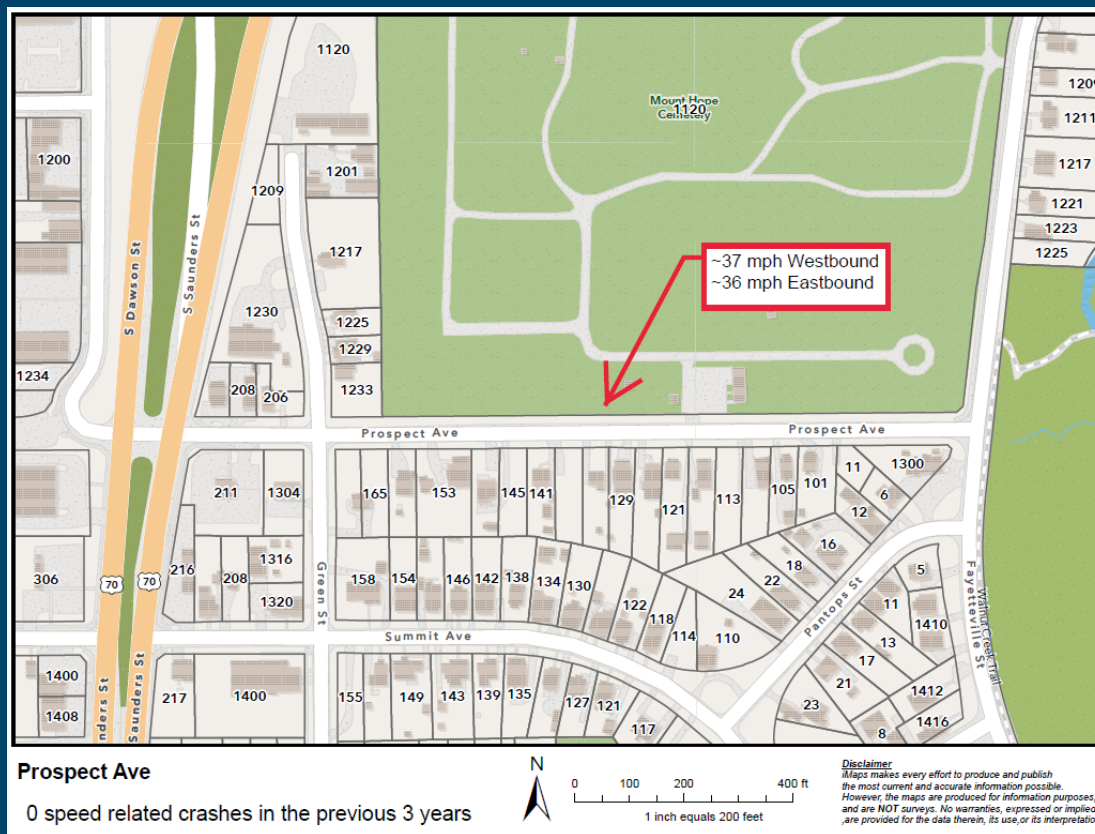
## Cons

- Does not contrast as much with existing roadway
- Reduced driving comfort
- There is still some level of delay to emergency service's response times when compared with no treatment



Raleigh

# Evaluation Data







Raleigh

# Design Process

- Based on the speed progression and straight street design of Prospect Ave, we are proposing treatment spacing of approximately 400' – 500' intervals
- No speed related crashes were identified. The focus of this project is speed control



Raleigh

# Project Goal

- The project will be deemed effective if 85% of drivers are going at or below the 25 mph speed limit and top driver speed is capped at around 5-7 mph over the speed limit
  - Based on your location, Dandridge Dr and Grantland Dr are the closest completed traffic calming project to you with this style of completed project. We encourage you to go drive these streets yourself to experience the final project.
- Once the project has been completed for approximately 6 months, an after-study will be performed to measure project effectiveness



# Public Comment

- What are your thoughts on the proposed design?
  - Should we place more or less treatments along the street?
- Have we adequately addressed problem areas you see?
  - Should we place another traffic calming treatment in a targeted location?
- What are your thoughts on the mix of treatments being proposed?
- What other questions, comments, suggestions do you have?

Please direct all comments and questions to staff using the PublicInput portal for Prospect Ave. Staff will respond and we can have a neighborhood wide conversation.

